

# USER INTERFACE UNIT (UIU) USER GUIDE







**UIU** – *User interface unit*


**WMD** – *Water Management Device*

## **DESCRIPTION**

The User Interface Unit (UIU) allows the consumer to connect to the WMD installed outside the premises/house/dwelling. It connects wirelessly via a Radio Frequency.

When prompted by pressing the arrow key , the UIU will display the following in sequence:

1. First, the WMD serial number will scroll across the screen while the UIU attempts a connection.
2. The Radio Frequency (RF) icon  will begin to flash as soon as a connection is established.
3. Total credit remaining will be displayed by the symbol '**L**'
4. Total consumption of the device will be displayed by the symbol '**m3**'
5. The UIU will then return to the current time
6. Once the current time is displaying, a 20digit STS water token can be inserted followed by the # key. If loaded successfully, the UIU display the loaded credit with the word "YES". For example: **1000L YES**

The above displays will be showed at every successful connection when pressing the  Key.

Should the UIU not connect on the first attempt, press the # key twice to run the connection attempt once more.

Additional Displays:

1. Water droplet constant – *Valve open*
2. Water droplet not visible – *Valve closed*
3. Water droplet flashing – *Leak detected*
4. Entire display flashing – *Remaining allocation below minimum threshold*

*Please note the device has a wireless range of 100m to 150m line-of-sight. Obstructions can decrease the range.*