

COMPONENT 1 - MONTHLY PROJECTIONS OF REVENUE TO BE COLLECTED FOR EACH SOURCE															
	Jul-14	Jul-14	Aug-14	Aug-14	Sep-14	Sep-14	Oct-14	Nov-14	Dec-14	Jan-15	Feb-15	Mar-15	Apr-15	May-15	Jun-15
	Budget	Actual	Budget	Actual	Budget	Actual	Budget	Budget	Budget	Budget	Budget	Budget	Budget	Budget	Budget
	R'000	R'000	R'000	R'000	R'000	R'000	R'000	R'000	R'000	R'000	R'000	R'000	R'000	R'000	R'000
Property Rates	26 125	25 541	26 125	25 535	26 125	26 331	26 125	26 125	26 125	26 125	26 125	26 125	26 125	26 125	26 125
Electricity revenue from tariff billings	111 865	112 995	111 865	117 560	111 865	107 559	111 865	111 865	111 865	111 865	111 865	111 865	111 865	111 865	111 860
Water revenue from tariff billings	16 392	14 156	16 392	15 426	16 392	16 772	16 392	16 392	16 392	16 392	16 392	16 392	16 392	16 392	16 390
Sanitation revenue from tariff billings	6 140	6 528	6 140	6 466	6 140	6 241	6 140	6 140	6 140	6 140	6 140	6 140	6 140	6 140	6 145
Refuse revenue from tariff billings	4 891	5 030	4 891	4 961	4 891	4 778	4 891	4 891	4 891	4 891	4 891	4 891	4 891	4 891	4 887
Service charges other	1 047	910	1 047	974	1 047	484	1 047	1 047	1 047	1 047	1 047	1 047	1 047	1 047	1 044
Rent of Facilities and Equipment	686	1 636	686	1 640	686	1 607	686	686	686	686	686	686	686	686	688
Interest and Investments income	884	458	884	888	884	1 403	884	884	884	884	884	884	884	884	881
Interest earned - Outstanding Debtors	129	113	129	127	129	129	129	129	129	129	129	129	129	129	123
Fines	740	810	740	1 116	740	896	740	740	740	740	740	740	740	740	737
Licenses and Permits	144	152	144	156	144	134	144	144	144	144	144	144	144	144	144
Income For Agency Services	529	591	529	512	529	521	529	529	529	529	529	529	529	529	531
Grants and Subsidies Operating	21 709	87 775	21 709	5 188	21 709	6 836	21 709	21 709	21 709	21 709	21 709	21 709	21 709	21 709	21 710
Other Revenue	1 175	7 143	1 175	-	1 175	1 834	1 175	1 175	1 175	1 175	1 175	1 175	1 175	1 175	1 171
Grants and Subsidies Capital	9 955	36 152	9 955	12 937	9 955	-	9 955	9 955	9 955	9 955	9 955	9 955	9 955	9 955	9 951
Gain on disposal of PPE	-	-	-	1 386	-	-	-	-	-	-	-	-	-	-	10 000
<b>BALANCED TO THE CASH REVENUE BUDGET</b>	<b>202 411</b>	<b>299 990</b>	<b>202 411</b>	<b>194 872</b>	<b>202 411</b>	<b>175 525</b>	<b>202 411</b>	<b>202 411</b>	<b>202 411</b>	<b>202 411</b>	<b>202 411</b>	<b>202 411</b>	<b>202 411</b>	<b>202 411</b>	<b>212 387</b>

COMPONENT 2 - REVISED MONTHLY PROJECTIONS OF EXPENDITURE (OPERATING AND CAPITAL) AND REVENUE FOR EACH VOTE																			
		Jul-14			Aug-14			Sep-14			TOTAL FOR THE QUARTER ENDED 30 SEPTEMBER 2014			TOTAL FOR THE QUARTER ENDED 30 SEPTEMBER 2014			Oct-14		
		Actual			Actual			Actual			Projected			Actual			Projected		
		Opex	Capex	Rev	Opex	Capex	Rev	Opex	Capex	Rev	Opex	Capex	Rev	Opex	Capex	Rev	Opex	Capex	Rev
	VOTE	R'000	R'000	R'000	R'000	R'000	R'000	R'000	R'000	R'000	R'000	R'000	R'000	R'000	R'000	R'000	R'000	R'000	R'000
SENIOR MANAGER - CITY DEVELOPMENT																			
Planning and Development	13	4 812	-	154	2 925	-	116	3 085	-	160	9 630	-	354	10 822	-	430	3 210	-	118
Housing	28	1 103	608	82	1 177	1 311	751	1 167	825	824	3 828	5 300	2 058	3 447	2 744	1 657	1 276	2 500	686
Township Development	45	276	-	66	276	-	66	345	-	66	1 266	-	309	897	-	198	422	-	103
SENIOR MANAGER - COMMUNITY SERVICES																			
Community Services, Health and Public Safety																			
Fire	5	3 395	-	84	3 821	428	30	4 788	14	30	11 556	4 804	144	12 004	442	144	3 852	1 912	48
Traffic	6	2 693	82	801	3 009	-	1 127	3 620	-	964	9 030	-	2 286	9 322	82	2 892	3 010	-	762
Disaster Management	7	59	-	-	66	-	-	90	-	-	363	-	-	215	-	-	121	-	-
Health	8	866	-	-	866	4	418	524	-	-	3 165	117	1 218	2 256	4	418	1 055	500	406
Clinics	9	1 819	-	-	1 834	-	-	1 894	11	-	5 925	1 188	1 821	5 547	11	-	1 975	599	607
Crime Prevention	10	226	-	-	286	-	-	279	-	-	1 008	-	-	791	-	-	336	-	-
Licencing	12	769	-	906	838	-	856	725	-	815	2 487	30	2 514	2 332	-	2 577	829	-	838
Commuter Facilities	29	149	-	-	145	126	-	138	214	-	435	1 000	3	432	340	-	145	500	1
Street Cleaning	32	2 302	-	-	2 482	-	-	2 450	-	-	6 954	-	3	7 234	-	-	2 318	-	1
Refuse Removal	33	4 890	-	8 726	4 941	-	8 721	6 405	-	8 720	17 118	778	25 812	16 236	-	26 167	5 706	-	8 604
Waste Disposal Site	36	26	-	1	27	-	1	28	-	1	75	-	6	81	-	3	25	-	2
Public Conveniences	37	88	-	-	104	-	-	101	-	-	429	250	-	293	-	-	143	250	-
Recreation and Environmental Services																			
Cemtery	2	528	3	46	597	-	41	639	-	46	2 088	500	126	1 764	3	133	696	600	42
Libraries	4	1 304	-	11	1 439	311	34	1 396	564	6 159	4 227	865	1 764	4 139	875	6 204	1 409	43	588
Parks, Sport and Recreation	18	679	-	-	682	-	-	672	-	-	2 106	-	-	2 033	-	-	702	-	-
Parks and Gardens	23	4 170	-	454	5 402	-	428	4 773	7	426	13 947	100	246	14 345	7	1 308	4 649	750	82
Sports Development and Sports Fields	24	1 632	33	8	1 507	170	8	1 943	666	8	5 391	1 920	24	5 082	869	24	1 797	1 130	8
Stadium	25	3	-	-	3	-	-	3	-	-	39	-	-	9	-	-	13	-	-
Caravan Park	26	1	-	63	1	-	63	1	-	63	3	-	183	3	-	189	1	-	61
Beach Facilities	27	952	-	-	993	7	-	962	128	-	3 525	1 057	3	2 907	135	-	1 175	601	1
Swimming Pools	42	1 093	72	-	1 298	-	-	1 292	-	6	4 503	223	123	3 683	72	6	1 501	230	41
Museums	64	93	-	1	178	1	-	143	-	1	411	-	78	414	1	2	137	-	26
Parks Distribution Account	73	35	-	-	(819)	106	-	(91)	266	-	3	-	-	(875)	372	-	1	750	-

COMPONENT 2 - REVISED MONTHLY PROJECTIONS OF EXPENDITURE (OPERATING AND CAPITAL) AND REVENUE FOR EACH VOTE																			
		Jul-14			Aug-14			Sep-14			TOTAL FOR THE QUARTER ENDED 30 SEPTEMBER 2014			TOTAL FOR THE QUARTER ENDED 30 SEPTEMBER 2014			Oct-14		
		Actual			Actual			Actual			Projected			Actual			Projected		
		Opex	Capex	Rev	Opex	Capex	Rev	Opex	Capex	Rev	Opex	Capex	Rev	Opex	Capex	Rev	Opex	Capex	Rev
	VOTE	R'000	R'000	R'000	R'000	R'000	R'000	R'000	R'000	R'000	R'000	R'000	R'000	R'000	R'000	R'000	R'000	R'000	R'000
SENIOR MANAGER - CORPORATE SERVICES																			
Administration																			
Administration	1	(155)	-	-	(104)	2	-	(48)	6	-	39	-	-	(307)	8	-	13	15	-
Housing Rental Schemes	3	163	-	133	100	-	133	90	-	133	675	-	375	353	-	399	225	-	125
Municipal Halls	16	1 159	-	60	1 416	408	38	1 282	458	31	3 825	3 080	84	3 857	866	129	1 275	650	28
Municipal Buildings	19	201	-	142	267	12	140	335	24	144	1 443	400	387	803	36	426	481	747	129
Council's General Expenditure	30	3 793	-	14	2 758	-	14	(786)	-	14	105	-	42	5 765	-	42	35	-	14
Airport	58	52	-	-	52	-	-	52	-	-	225	-	111	156	-	-	75	-	37
Printing and Photocopying	78	(45)	-	-	(34)	-	-	(7)	-	-	-	-	-	(86)	-	-	-	-	-
IT Services	82	(246)	-	-	782	42	-	(725)	215	-	636	1 996	357	(189)	257	-	212	3 639	119
Human Resources																			
Management Services	14	123	-	-	129	-	-	141	-	-	387	-	-	393	-	-	129	-	-
Human Resource and a Loss Control	21	(42)	-	-	(37)	-	-	183	22	-	249	-	-	104	22	-	83	-	-
Training and Industrial Relations	77	93	-	-	236	-	-	108	11	-	480	-	87	437	11	-	160	-	29
SENIOR MANAGER - FINANCIAL SERVICES																			
Sundries	20	-	-	-	-	-	-	-	-	-	-	-	-	-	-	-	-	-	-
Financial Services	40	(2 268)	-	25 820	59	-	31 878	(708)	-	31 285	336	-	83 871	(2 917)	-	88 983	112	-	27 957
Supply Chain Management	66	(215)	-	32	(228)	-	(25)	(215)	-	32	36	-	189	(658)	-	39	12	-	63
SENIOR MANAGER - INFRASTRUCTURE AND TECHNCIAL SERVICES																			
Electrical Supply Service																			
Street Lighting	41	1 774	-	-	2 056	-	-	1 725	43	-	6 423	2 187	-	5 555	43	-	2 141	1 006	-
Process Control Systems	50	452	-	-	1 486	305	-	1 087	-	-	2 517	684	-	3 025	305	-	839	87	-
Electricity Administration	54	71 478	-	-	129 082	-	-	106 643	-	-	269 838	-	-	307 203	-	-	89 946	-	-
Electricity Distribution	55	8 957	4 731	114 974	10 078	1 868	146 644	9 699	10 544	119 573	28 998	27 774	350 166	28 734	17 143	381 191	9 666	2 410	116 722
Electrcity Marketing and Customer Services	57	641	-	-	891	-	-	911	-	-	2 463	24	-	2 443	-	-	821	-	-
Electricity Distribution Account	72	(63)	-	-	(427)	-	-	145	-	-	3	-	-	(345)	-	-	1	-	-
Traffic Technical Distribution Account	79	-	-	-	231	-	-	108	-	-	-	-	-	339	-	-	-	-	-
Electrical Planning and Development	81	(110)	-	-	(498)	-	-	(170)	-	-	3	36	-	(778)	-	-	1	26	-
Electrical Support Services	83	135	-	-	(166)	3	-	55	-	-	-	87	-	24	3	-	-	-	-
Engineering Support Services																			

COMPONENT 2 - REVISED MONTHLY PROJECTIONS OF EXPENDITURE (OPERATING AND CAPITAL) AND REVENUE FOR EACH VOTE																			
		Jul-14			Aug-14			Sep-14			TOTAL FOR THE QUARTER ENDED 30 SEPTEMBER 2014			TOTAL FOR THE QUARTER ENDED 30 SEPTEMBER 2014			Oct-14		
		Actual			Actual			Actual			Projected			Actual			Projected		
		Opex	Capex	Rev	Opex	Capex	Rev	Opex	Capex	Rev	Opex	Capex	Rev	Opex	Capex	Rev	Opex	Capex	Rev
	VOTE	R'000	R'000	R'000	R'000	R'000	R'000	R'000	R'000	R'000	R'000	R'000	R'000	R'000	R'000	R'000	R'000	R'000	R'000
Engineering Services	38	905	-	4	943	-	2	953	-	5	3 141	-	9	2 801	-	11	1 047	24	3
Project Management Services	65	672	-	-	690	-	-	843	-	-	2 808	-	1 254	2 205	-	-	936	-	418
Mechanical Services	67	26	-	-	(158)	-	-	12	3	-	9	-	-	(120)	3	-	3	169	-
Equipment Distribution Account	70	301	-	-	319	-	-	646	946	-	876	624	3	1 266	946	-	292	345	1
Vehicle Distribution Account	71	1 665	-	-	383	5 463	-	105	-	-	1 599	8 802	57	2 153	5 463	-	533	1 700	19
Buildings Distribution Account	75	47	-	-	(80)	-	-	38	-	-	-	-	-	5	-	-	-	-	-
Radio Equipment Distribution Account	76	(22)	-	1	(22)	-	-	28	-	-	3	224	3	(16)	-	1	1	-	1
Transport,Roads and Stormwater																			
Roads,Streets and Stormwater Drainange	22	7 343	-	-	16 382	392	-	9 037	301	-	28 578	3 680	207	32 762	693	-	9 526	2 450	69
Rural Roads	56	1 810	-	-	1 446	-	-	2 009	-	-	7 968	-	-	5 265	-	-	2 656	-	-
Roads and Stormwater Distribution	68	159	-	-	(862)	-	-	(59)	-	-	-	-	-	(762)	-	-	-	-	-
Railway Sidings	69	13	-	-	13	-	-	298	-	-	279	-	249	324	-	-	93	-	83
Water and Sanitation																			
Sewerage Network	34	3 282	1 310	13 675	4 226	4 371	14 045	4 010	4 681	14 002	11 166	19 175	56 283	11 518	10 362	41 722	3 722	6 145	18 761
Sewerage Purification Works	35	2 686	-	-	3 806	-	-	4 834	-	-	13 038	-	-	11 326	-	-	4 346		-
Sewerage Pumpstations	43	2 052	-	-	2 167	960	-	2 273	-	-	6 543	1 702	6	6 492	960	-	2 181	-	2
Water Rural Areas	46	2 668	-	-	5 047	6 494	-	3 673	3 949	-	12 921	11 099	10 140	11 388	10 443	-	4 307	3 400	3 380
Water Demand Management	49	369	-	-	390	-	-	366	-	-	1 191	681	-	1 125	-	-	397	-	-
Water Purification Works	59	13 339	-	-	10 552	-	-	14 807	-	-	33 813	-	3	38 698	-	-	11 271	-	1
Water Distribution	60	7 554	-	21 003	9 412	-	24 767	8 723	851	21 985	26 232	10 951	72 681	25 689	851	67 755	8 744	2 500	24 227
Clarified Water Supply	61	1 282	-	645	4 813	-	1 947	1 344	-	1 716	3 780	-	3 813	7 439	-	4 308	1 260	-	1 271
Scientific Services	62	953	-	-	1 624	-	497	1 014	1 300	487	5 337	1 300	2 106	3 591	1 300	984	1 779	-	702
Industrial Effluent Pipeline	63	143	-	152	143	-	152	143	-	152	432	-	423	429	-	456	144	-	141
Water and Sewerage Distribution Account	74	468	-	-	(1 528)	345	-	292	17	-	3	426	-	(768)	362	-	1	-	-
Sewerage Pumpstations Distribution Account	87	54	-	-	(190)	180	-	23	-	-	15	692	-	(113)	180	-	5	-	-
OFFICE OF THE MUNICIPAL MANAGER																			
Office of the Municipal Manager	11	617	-	262	541	-	268	859	-	357	2 877	-	534	2 017	-	887	959	-	178
Municipal Manager	39	(450)	-	-	(400)	-	-	(88)	-	-	-	-	-	(938)	-	-	-	26	-
Internal Audit	80	(126)	-	-	(160)	-	-	(143)	-	-	9	-	-	(429)	-	-	3	-	-

OFFICE OF THE MUNICIPAL MANAGER												
SDBIP COMPONENT 3 - QUARTERLY PROJECTIONS OF SERVICE DELIVERY TARGETS AND PERFORMANCE INDICATORS FOR EACH VOTE												
	IDP	PERFORMANCE TARGET	UNIT OF MEASUREMENT	ANNUAL TARGET	QUARTER ENDING 30 SEPT		QUARTER ENDING 31 DEC		QUARTER ENDING 31 MARCH		QUARTER ENDING 30 JUNE	
					TARGET	ACTUAL	TARGET	ACTUAL	TARGET	ACTUAL	TARGET	ACTUAL
<b>1</b>	<b>1</b>	<b>Good Governance and Public Participation</b>										
1.1	1.1.2	Manage and coordinate the process for the annual review and effective implementation of the adopted IDP 30 June 2015	Council meeting and minutes for approval of the IDP	30-Jun-15	Development and adoption of IDP Review Process Plan  Hold Workshops for Ward Committees and CDW's	IDP review process plan approved per Council resolution 9533, item on RPT 156627 dated 30 Sep 2014. Process plan on DMS 986429  Eight consultative meetings were held during September 2014.	Hold Ward committee IDP meetings  Hold Public participation sessions IDP review		Hold representatives forum meetings  Submission of Draft IDP review to Council and KZN CoGTA by 28 March 2015		Hold IDP Steering committee meetings  Submission of Final IDP for approval by Council by 30 June 2015	
		<b>Performance Management System</b>										
1.2.1	1.1.3.1	To establish and effect mechanisms to monitor and review adopted performance management	Progress report	30-Jun-15	Finalisation of organisational key performance Indicators for measuring performance with regard to Municipal development priorities set out in the IDP  Performance agreements and Plans signed by 31 July 2014  Plans published on Councils Website and Copies sent to the MEC by 14 August 2014 Draft Annual Performance Report of 2012/2014 prepared and submitted to AG by 31 Aug 2014	OPMS Scorecard for 2014/2015 approved per CR 9561, item on RPT 156537, dated 30 Sept 2014 together with the draft annual performance report on completed 2013/2014 financial year. Targets per DMS 804046  Section 54A and section 56 managers performance plans approved per CR 9485, item on RPT 156529, dated 29 Jul 2014. Copies of signed agreements for appointed managers sent to the MEC per memo on DMS 981967 on 01 Aug 2014. Waybill on DMS 982752. Published on website on 01 Aug 2014. Refer to email and website.  Draft 2013/2014 annual performance report approved per CR 9561, item on RPT 156537, on 30 Sept 2014. Draft APR per DMS 984021 To the MEC per memo on DMS 987050, on 29 Aug 2014.	Review of the Organisational Performance Management Framework, Policy and draft Standard Operating Procedure  Effective implementation of the adopted PMS framework and policy – ensure 100% compliance		Undertake the process of monitoring, evaluation and review performance and ensure that the results thereof are Audited		Ensure preparation of Draft Performance agreements and plans for 2015/2016 prepared within 14 days after approval of the budget	
1.2.2	1.1.3.1	Effective functioning Performance Audit Committee/Audit Committee to ensure Performance monitoring and Evaluation	Progress report	30-Jun-15	Quarterly PA and Audit Committee minutes  Quarterly performance evaluation assessment meetings	Audit committee meeting held on 27 Aug 12014, minutes on RPT 156770.  Performance Audit Committee held on 27 Aug 2014, minutes on RPT 156816  Fourth quarter evaluation sessions to be scheduled for Oct/Nov 2014.	Audited and credible quarter 1 performance report submitted to PA Committee and Council.  Report to Council on completed 2012/13 financial year's performance evaluation results.  Quarterly PA Committee minutes.  Quarterly performance evaluation assessment meetings.		Mid-year report to Performance Audit Committee by 28 Feb 2015.  Audited and credible quarter 2 performance report submitted to PA Committee and Council.  Quarterly PA and Audit committee minutes.  Quarterly performance evaluation assessment meetings.		Audited and credible quarter 3 performance report submitted to PA Committee and Council.  Quarterly PA and Audit Committee minutes.  Quarterly performance evaluation assessment meetings.	
		<b>Internal Audit</b>										

OFFICE OF THE MUNICIPAL MANAGER												
SDBIP COMPONENT 3 - QUARTERLY PROJECTIONS OF SERVICE DELIVERY TARGETS AND PERFORMANCE INDICATORS FOR EACH VOTE												
	IDP	PERFORMANCE TARGET	UNIT OF MEASUREMENT	ANNUAL TARGET	QUARTER ENDING 30 SEPT		QUARTER ENDING 31 DEC		QUARTER ENDING 31 MARCH		QUARTER ENDING 30 JUNE	
					TARGET	ACTUAL	TARGET	ACTUAL	TARGET	ACTUAL	TARGET	ACTUAL
1.3	1.1	To promote good governance and achieving clean Audit	Clean Audit	30-Jun-15	1) Audit plan approved by Audit Committee by 31 August 2014 2) Audits performed according to the approved audit plan 3) Quarterly Audit committee meetings held 4) Submit minutes to Council 5) Ensure that all AG communications are addressed within 3 days (where applicable)	1) Due to the Risk Assessment being finalised late in the year (September 2014), the annual audit plan could not be approved by 31 August 2014. The draft Audit Plan (DMS 997587 ) is due to serve for approval on the next Audit Committee meeting scheduled for the 31st of October 2014. 2) The following internal audits are in progress: a) Q1 Dashboard Report b) Review of the Audit Committee and Internal Audit Charters c) Review of Enterprise Risk Management d) PMS Q1 3) Audit committee meeting held on 25 July 2014, Minutes on RPT 156533. 5) AG communication dated 11 Sept 2014 on DMS 991015, response on 12 Sept 2014 on DMS 991028	Audits performed according to the approved audit plan Quarterly Audit committee meetings held Submit minutes to Council Ensure that all AG communications are addressed within 3 days (where applicable)		Audits performed according to the approved audit plan Quarterly Audit committee meetings held Submit minutes to Council Ensure that all AG communications are addressed within 3 days (where applicable)		Audits performed according to the approved audit plan Quarterly Audit committee meetings held submit minutes to Council Ensure that all AG communications are addressed within 3 days (where applicable)	
		<b>Risk Management</b>										
1.4	1.1.1	Maintenance of an on-going process that enables the identification analysis, evaluation and treatment of risks that may impact the organisation	Quarterly report	Quarterly to 30 June 2015	Strategic and operational risk registers updated and signed off by each DMM	Departmental strategic and operational risk registers were updated, signed off and tabled at the Enterprise Risk Management Committee meeting dated 22 July 2014, Minutes on DMS 981457 and register on DMS 991738	Strategic and operational risk registers updated and signed off by each DMM		Strategic and operational risk registers updated and signed off by each DMM		Review of Strategic and Operational Risk registers - alignment with budgetary processes for planning for risk mitigation	
		<b>Public Communication</b>										
1.5	1.1.4	Communicate economic opportunities to all communities of uMhlathuze and externally using any available and affordable platforms	Monthly newsletters	30-Jun-15	Promotional DVD of the area Advertisement of Billboards Publish monthly uMhlathuze newsletters	All advertisements placed and register with Communications section. Monthly Wami distributed and available on website at <a href="http://www.umhlathuze.gov.za/?page_id=510">http://www.umhlathuze.gov.za/?page_id=510</a> for July, Aug and Sept.	Market the area around the country Distribution of Municipal Brochures to Corporates and government institutions Advertisement of Billboards Publish monthly uMhlathuze newsletters		Market the area around the country Distribution of Municipal Brochures to Corporates and Government institutions Advertisement on Billboards Publish monthly uMhlathuze newsletters		Market economic and tourism potential of uMhlathuze Municipality at KZN Indaba Tourism Distribution of Municipal Brochures to Corporates and Government institutions Advertisement of Billboards Publish monthly uMhlathuze newsletters	

OFFICE OF THE MUNICIPAL MANAGER												
SDBIP COMPONENT 3 - QUARTERLY PROJECTIONS OF SERVICE DELIVERY TARGETS AND PERFORMANCE INDICATORS FOR EACH VOTE												
	IDP	PERFORMANCE TARGET	UNIT OF MEASUREMENT	ANNUAL TARGET	QUARTER ENDING 30 SEPT		QUARTER ENDING 31 DEC		QUARTER ENDING 31 MARCH		QUARTER ENDING 30 JUNE	
					TARGET	ACTUAL	TARGET	ACTUAL	TARGET	ACTUAL	TARGET	ACTUAL
		<b>Basic Service Delivery</b>										
2.1	4.1.1	To report percentage progress on provision of basic services to the community 1. Water & sanitation 2. waste removal 3. electricity and 4. Human settlements in terms of the OPMS Scorecard (DMS 861039 - Annexure A1)	Quarterly OPMS Scorecard reports (DMS 861039 - Annexure A1)	30-Jun-15	Report on the % reduction of Backlog for the previous year on Basic services  Utilise 2013/2014 report and new IDP to set realistic targets for the 2014/2015 financial year	OPMS Scorecard for 2014/2015 approved per CR 9561, item on RPT 156537, dated 30 September 2014 together with the draft annual performance report on completed 2013/2014 financial year. Targets per DMS 804046 and new OPMS Scorecard per DMS 946831.	Report on the % reduction of Backlog for the Q 1 on Basic services		Report on the % reduction of Backlog for Q 2 on Basic services		Report on the % reduction of Backlog for the Q 3 on Basic services	
2.2		Ensure adherence to and implementation of the Assets Maintenance Plans as per approved budget (Component 5 of the SDIP)	Asset Management Plan and quarterly report on Asset Maintenance projects as per SDBIP (Comp 5)	30-Jun-15	Report on approved Asset Management Plan	30 Sep 2014 Financial and Section 71 report (Quarter 1 Financial Report and SDBIP) in progress for submission to Financial Services Portfolio in October 2014. Refer to item in progress on RPT 156931 and SDBIP on DMS 995368	Report Q 1 on assets management projects in terms of Component 5 of the SDBIP		Report Q 2 on assets management projects in terms of Component 5 of the SDBIP		Report Q 3 on assets management projects in terms of Component 5 of the SDBIP	
		<b>Social and Economic Development</b>										
3.1	3.2.2	Ensure the review of Spatial Development Framework by 30 June 2015 CD 3.3	% progress	31-Mar-15	Ensure Initiation of the Technical review	Final Draft Review of the 2013 to 2017 Spatial Development Framework (SDF) (DMS 974071) approved by CR 9595, item on RPT 156436, dated 30 Sep 2014.  A consultation process with key stakeholders be started to workshop the Final Draft Review of the uMhlathuze Spatial Development Framework (DMS 858803)	Ensure Stakeholders Consultation		Submit draft yearly review of the SDF with the IDP review for input by Council		Ensure the adoption of the reviewed SDF with the IDP review for approval by Council	
3.2	3.1	Stimulate social and economic growth and development within the City of uMhlathuze in terms of Council policy by 30 June 2015	Progress report	30-Jun-15	Consolidate a list of projects within the budgetary constraints with a potential to address the economic needs of the community	a) Consultation held 5/8/2014, DMS995266 attendance register b) Service Provider appointed 15/8/2014 to conduct Mentorship Programme - Quarterly Report RPT157022	Foster strategic partnerships with established commercial agricultural interests also with Government and emerging farmers, stakeholders as well as entrepreneurs		Promote contractor development and informal trader management and to contribute towards the implementation of the BBBEE.		Improve the effectiveness of the EPWP programme within the City	
3.3	3.2.4	Ensure construction of 1080 housing units and report quarterly progress to Council. CD 4.3	Number of houses	1080 houses	Construction of 270 houses - Approved Beneficiary list	309 Houses constructed and reported per RPT 157022.  Dube - 235 units Bhejane/Khoza - 74 units	Construction of 270 houses - Approved Beneficiary list		Construction of 270 houses - Approved Beneficiary list		Construction of 270 houses - Approved Beneficiary list	

OFFICE OF THE MUNICIPAL MANAGER												
SDBIP COMPONENT 3 - QUARTERLY PROJECTIONS OF SERVICE DELIVERY TARGETS AND PERFORMANCE INDICATORS FOR EACH VOTE												
	IDP	PERFORMANCE TARGET	UNIT OF MEASUREMENT	ANNUAL TARGET	QUARTER ENDING 30 SEPT		QUARTER ENDING 31 DEC		QUARTER ENDING 31 MARCH		QUARTER ENDING 30 JUNE	
					TARGET	ACTUAL	TARGET	ACTUAL	TARGET	ACTUAL	TARGET	ACTUAL
		<b>Institutional Development and transformation</b>										
4.1	4.1	To develop for Council's approval the following: 1. Human Resource Development Strategy 2. Succession Planning Policy 3. Review of Employment Equity Plan 4. Review Skills Development Strategy	Policies developed	30-Jun-15	Finalisation and adoption of Human Resource Development Strategy	1) Human resource Strategy on DMS 717671 2) Succession Planning policy on DMS 710341 3) Employment Equity Presentation on DMS 978225 4) Draft Training and Development Strategy on DMS 947943	Development and adoption of Succession Planning Policy		Review and development of equity targets		Review of the Skills Development Plan to cater for capacitation of Councillors and budget accordingly	
4.2	4.4.2.2	Ensure the execution of Council's Human Resources development in terms of the:  1. Skills development Plan 2. Conditions of service 3. Employment Equity Plan	Quarterly reports	30-Jun-15	Quarterly report on all training Q 1  Report progress on Employment equity targets	1) Quarterly training and development report on RPT 156877	Quarterly report on all training Q 2  Report progress on Employment equity targets		Quarterly report on all training Q 3  Report progress on Employment equity targets		Quarterly report on all training Q 4  Report progress on Employment equity targets	
		<b>Sound financial Viability and Management</b>										
5.1	5.1.1	Ensure approval of 2015/2016 budget which is credible, transparent and accurate in accordance with the Municipal Finance Management Act by 31 May 2015 FS 1.1	Approval by target date	31-May-15	Submit key deadlines schedule to EXCO before 31 August 2014	Submitted per CR 9454 (RPT 156262) to Council on 26 Aug 2014			Submit Draft Budget via the Budget Steering Committee to Council for approval by 31 March 2015		Submit Final Budget to Council for approval by 31 May 2015	
5.2	5.1.1.1	Ensure effective implementation of the 2014/2015 Budget (90% Capital budget spent) by 30 June 2015) as approved by Council and 1) Report monthly expenditure to Council 2) Report quarterly progress on SDBIP	Quarterly report	30-Jun-15	Submit monthly Budget report to council  Submit 2013/2014 SDBIP quarter 4 report and Submit 2014/2015 SDBIP for approval to council	1) Monthly Financial Report as at 31 Jul 2014 on RPT 156670, DMS 982570 (Budget tables) and DMS 983609 2) Monthly Financial Report as at 30 Aug 2014 on RPT 156831, DMS 987983 (Budget tables) and DMS 986817 3) Quarter 4 of 2013/2014 SDBIP submitted per CR 9509, RPT 156409 : Financial reporting for quarter ended 30 June 2014 (Interim Results) 4) 2014/2015 SDBIP per CR 9412, RPT 156327, dated 24 Jun 2014 and DMS 968390 for the 2014/15 SDBIP including the 2014/15 procurement plan on Master DMS 982155 5) 30 Sep 2014 Financial and Section 71 report (Quarter 1 Financial Report and SDBIP) in progress for submission to Financial Services Portfolio in October 2014. Refer to item in progress on RPT 156931 and SDBIP on DMS 995368	Submit monthly Budget report to council  Submit 2014/2015 quarter 1 report to council		Submit monthly Budget report to council  Submit mid-year budget review report to Council for approval by 31 Jan 2015  Submit 2014/2015 quarter 2 report to council		Submit monthly Budget report to council  Submit 2015/2016 SDBIP to Council for approval  Submit 2014/2015 quarter 3 report to council	
5.3	5.2.2	Ensure finalisation of revenue enhancement strategy and effectively manage the revenue of the Municipality	1 Quarterly report	30-Jun-15			Develop, maintain an implement a credit control and Debt collection policy to provide for credit control and debt collection procedure and mechanisms				Review current revenue management business model and process applied and develop revenue turnaround strategy	
5.4	5.1.2	To effectively manage the Expenditure of the MFMA regulations and Council's Supply Chain Management (SCM) policy. FS 3.1.1 FS 2.3.1 & FS 3.3	Submission within time-lines	30-Jun-15	Finalisation and submission of SCM policy to council for approval  Ensure submission of in-year reports in terms Section 71 of MFMA reporting  Ensure that all valid payment are processed	1) SCM Policy report on RPT 153801, CR 8703 dated 31/07/2013 (4th Amendment to SCM policy) No further revisions required  2 and 3) July 2014 - RPT 156670 (DMS 983609 & DMS 983385) CR 9580 Exco 09/09/2014 Council 30/09/2014 August 2014 - RPT 156831 (DMS 986817 & 987983) CR 9626 Exco 30/09/2014 Council 28/10/2014	Ensure that approved SCM is communicated to all relevant stakeholders  Ensure submission of in-year reports in terms Section 71 of MFMA reporting  Ensure that all valid payment are processed		Ensure submission of in-year reports in terms Section 71 of MFMA reporting  Ensure that all valid payment are processed		Ensure submission of in-year reports in terms Section 71 of MFMA reporting  Ensure that all valid payment are processed	
5.5	5.1.2	Ensure 100% spending on MIG funding as per approved business plan by CoGTA by the 30 June 2015 and report quarterly progress to Council FS 4.3	1 Quarterly report	30-Jun-15	22.5%-25%	22.98% Reported Sept 2014 - RPT 156931 page 11 (DMS 996079 & 995368)	45%-50%		67%-75%		90%-100% expenditure spending	



DEPARTMENT OF THE CHIEF FINANCIAL OFFICER											
SDBIP COMPONENT 3 - QUARTERLY PROJECTIONS OF SERVICE DELIVERY TARGETS AND PERFORMANCE INDICATORS FOR EACH VOTE											
	IDP	PERFORMANCE TARGET	UNIT OF MEASUREMENT	ANNUAL TARGET	QUARTER ENDING 30 SEPT		QUARTER ENDING 31 DEC		QUARTER ENDING 31 MARCH		QUARTER EN 30 JUNE
					TARGET	ACTUAL	TARGET	ACTUAL	TARGET	ACTUAL	TARGET
<b>1</b>		<b>Expenditure: Budgeting and Reporting</b>									
1.1.1	5.1	Prepare and submit final 2014/2015 budget to Council for approval by 31 May 2015 in terms of Sec.87 (4) of the MFMA	Submit time schedules	Budget Approved by 31 May 2015	Key deadlines schedule to EXCO before 31 August	CR 9454 (RPT 156262) to Council 26/08/2014			Draft budget to Council for approval by 22 March 2014		Final budget to Council for approval by 31 May 2014
1.1.2	5.1	Prepare and submit the Mid-Year Financial Review or the 2014/2015 budget in terms of S.72 of the MFMA and the adjustments budget if required, by 25 January 2014	2014/2015 Mid Year Financial Review submitted to Council by 25 January 2015	Mid Year Review approval by 25 January 2015					Mid-Year Financial Review by 25 January 2014		
1.2.1	5.1	Prepare and submit monthly financial reports to the Mayor within 10 working days after month end in terms of S.71 of the MFMA, thereafter via the Finance Portfolio Committee to EXCO within 30 days of each month end.	Submit monthly financial reports via the portfolio committee to EXCO	Monthly reports	Copy of the report to Council	July 2014 - RPT 156670 (DMS 983609 & DMS 983385) CR 9580 Exco 09/09/2014 Council 30/09/2014 August 2014 - RPT 156831 (DMS 986817 & 987983) CR 9626 Exco 30/09/2014 Council 28/10/2014 Sept 2014 - RPT 156931 (DMS 996079 & 995368)	Copy of the report to Council		Copy of the report to Council		Copy of the report to Council
1.2.2	5.1	Submit completed 2013/2014 financial statements to Auditor General by 31 August 2014 in line with legislation and submit the Audit Report on 2013/2014 financial year to Council via the Audit Committee not later than 30 days after receipt from the Auditor General.	Submit financial statements to Auditor general by 31 August 2014	31-Jan-15	2012/2013 (AFS) Financial statements	Acknowledgement of AFS handed to AG on 29/08/2014 - refer to DMS 991214	2012/2013 AG Audit report submitted within 30 days of receipt from AG				
1.2.3	5.1	Contribute the financial component to the Annual Report by providing the Annual Financial Statement for submission to Council by 31 January 2015	Completed annual report submitted by 31 January 2015	31-Jan-15	Submit AFS to the AG by 30 Aug 2013	Acknowledgement of AFS handed to AG on 29/08/2014 - refer to DMS 991214			Submit financial component for annual report by 16 January 2014		
1.3.1	5.1	Prepare and submit the draft SDBIP for 2014/2015 to the Mayor within 14 days after approval of budget by Council.	Review of the Service Delivery and Budget Implementation Plan	14 days after approval of the budget					Ensure draft SDBIP prepared together with the draft 2014/2015 budget and submitted to Exco by 31 April 2014		Ensure submission of final SDBIP 2014/2015 to Exco by 20 June 2014 and submission to National Treasury and Provincial treasury as legislated
1.3.2	5.1	Submit quarterly progress report on SDBIP to the Finance Portfolio Committee/Exco within 30 days of the last day of each quarter.	Quarterly progress report on Service Delivery & Budget Implementation Plan to the Portfolio Committee	Quarterly to 30 June 2015	Quarterly report	Sept 2014 - RPT 156931 (DMS 996079 & 995368)	Quarterly report		Quarterly report		Quarterly report
<b>2</b>		<b>Revenue</b>									
2.1	5.2.2	Review revenue enhancement policies annually, i.e. Tariff Policy and Rates Policy and submit via the Finance Portfolio Committee to EXCO and Council for approval by 30 June 2015.	Submit Policy to CM by 30 June 2015	Policy review			Number of policies reviewed		Number of policies reviewed		Number of policies reviewed
2.2	5.2.2 (TAS 1)	Review the revenue enhancement strategy and submit via the Finance Portfolio Committee to EXCO and Council for approval by 30 June 2015	Strategy Item to Council by 30 June 2015	Revenue enhancement strategy			Review, maintain and implement a credit control and debt collection policy to enhance the credit control and debt collection procedure and mechanisms				Review current revenue management business model and process applied and develop revenue turnaround strategy

DEPARTMENT OF THE CHIEF FINANCIAL OFFICER											
SDBIP COMPONENT 3 - QUARTERLY PROJECTIONS OF SERVICE DELIVERY TARGETS AND PERFORMANCE INDICATORS FOR EACH VOTE											
	IDP	PERFORMANCE TARGET	UNIT OF MEASUREMENT	ANNUAL TARGET	QUARTER ENDING 30 SEPT		QUARTER ENDING 31 DEC		QUARTER ENDING 31 MARCH		QUARTER EN 30 JUNE
					TARGET	ACTUAL	TARGET	ACTUAL	TARGET	ACTUAL	TARGET
2.3.1	5.2.2	Submit monthly outstanding debtors' through S71 reports to the Exco/Council not more than 14 days after the end of each month.	Ensure that the monthly debtors' collection reports is submitted to the Portfolio Committee	Monthly reports	3 monthly outstanding debtors' report	July 2014 - RPT 156670 (DMS 983609 & DMS 983385) CR 9580 Exco 09/09/2014 Council 30/09/2014 August 2014 - RPT 156831 (DMS 986817 & 987983) CR 9626 Exco 30/09/2014 Council 28/10/2014 Sept 2014 - RPT 156931 (DMS 996079 & 995368)	3 monthly outstanding debtors' report		3 monthly outstanding debtors' report		3 monthly outstanding debtors' report
2.3.2	5.2.2	Maintain the turnover rate of all outstanding monthly recurring rates and service charges between 14% to 20% and report monthly progress to Council	Maintain a monthly turn over rate between 14% and 20%	Monthly	3 monthly progress reports to the Council	July 2014 - RPT 156670 (DMS 983609 & DMS 983385) CR 9580 Exco 09/09/2014 Council 30/09/2014 August 2014 - RPT 156831 (DMS 986817 & 987983) CR 9626 Exco 30/09/2014 Council 28/10/2014 Sept 2014 - RPT 156931 (DMS 996079 & 995368)	3 monthly progress reports to the Council		3 monthly progress reports to the Council		3 monthly progress reports to the Council
<b>3</b>		<b>Supply Chain Management</b>									
3.1.1	5.3	Submit annual review report on the Supply Chain Management policy by 30 August 2014 and submit via the Finance Portfolio Committee to EXCO and Council for approval	Ensure Review of Supply Chain policy by 30 August 2014	30-Aug-14	Annual review report by 30 August 2013	RPT 153801 CR 8703 dated 31/07/2013 (4th Amendment to SCM policy) No further revisions required	Communicate approved SCM to all relevant stakeholders				
3.1.2	5.3	Submit quarterly SCM reports to the Council within 30 days of end of each quarter in terms of Council policy.	Annual review of Supply Chain Management policy	Annual review report by 30 Jun 2015	Quarterly SCM reports	Sept 2014 - RPT 156931 (DMS 996079 & 995368)	Quarterly SCM reports		Quarterly SCM reports		Quarterly SCM reports
3.2	5.3	Perform annual stock count for 2013/2014 financial year by 30 August 2014, and submit quarterly report on stock counts for the 2013/2014 to Council	Stock count report submitted to Portfolio committee	30 June 2015	Annual stock count report for 2012/2013 by 30 August 2013	RPT 156564 - Draft Stock take report	Quarter 1 report on stock count for 2014/2015		Quarter 2 report on stock count for 2014/2015		Quarter 3 report on stock count for 2014/2015
3.3	5.3	Monitor the payment of creditors and salaries by submitting monthly cash flow statement via the Finance Portfolio Committee to EXCO, together with creditors' age analysis.	Monthly cash flow statement report to Executive Committee.	Monthly reports	3 Monthly cash flow statements • Creditors paid <30 days • Salaries and wages < 7 days after month end	July 2014 - RPT 156670 (DMS 983609 & DMS 983385) CR 9580 Exco 09/09/2014 Council 30/09/2014	3 Monthly cash flow statements • Creditors paid <30 days • Salaries and wages < 7 days after month end		3 Monthly cash flow statements • Creditors paid <30 days • Salaries and wages < 7 days after month end		3 Monthly cash flow statements • Creditors paid <30 days • Salaries and wages < 7 days after month end
3.4	5.1.2	Ensure cash coverage of two times normal creditors by the end of June 2015.	Monthly cash flow statement report to Executive Committee.	Monthly reports	1.5% Quarterly report	Sept 2014 - RPT 156931 (DMS 996079 & 995368)	1.5% Quarterly report		1.7% Quarterly report		2% Quarterly report
3.5	3.3.1	Ensure that land sold by council is paid for in terms of the sales agreements. Especially where a formal township establishment processes have been completed in accordance with Council's approved policy and make erven available to the market	Report on process	Quarterly report	Report on progress	Sept 2014 - RPT 156931 (DMS 996079 & 995368)	Report on progress		Report Number of Council owned erven advertised		Report Number of Council owned erven advertised

DEPARTMENT OF THE CHIEF FINANCIAL OFFICER											
SDBIP COMPONENT 3 - QUARTERLY PROJECTIONS OF SERVICE DELIVERY TARGETS AND PERFORMANCE INDICATORS FOR EACH VOTE											
	IDP	PERFORMANCE TARGET	UNIT OF MEASUREMENT	ANNUAL TARGET	QUARTER ENDING 30 SEPT		QUARTER ENDING 31 DEC		QUARTER ENDING 31 MARCH		QUARTER EN 30 JUNE
					TARGET	ACTUAL	TARGET	ACTUAL	TARGET	ACTUAL	TARGET
<b>4</b>		<b>Financial Management</b>									
4.1	5.1.1	Investment and Cash Management Policy, Credit and Debt Control Policy and the Indigent Policy and submit via the Finance Portfolio Committee to EXCO and Council for approval by 30 June 2015.	Completed Policies by 30 June 2015	Policy review	Report progress on number of policies reviewed	Ongoing	Report progress on number of policies reviewed		Report progress on number of policies reviewed		Number of policies reviewed
4.2.1	5.1.1	Submit annual review report on the Fixed Asset Management policy to the Finance Portfolio Committee by 30 June 2015.	Submit Policies to Council by 30 June 2015	Fixed Asset Management policy review report							Annual review report to Council
4.2.2	5.1.1.2	Maintain Asset Register in line with the prevailing accounting standards and include the figures in the Annual Financial Statements. (2013/2014 financial year) and submit to Council and the Auditor General.	Quarterly updated asset register	Quarterly report	Asset register figures to AG	Acknowledgement of AFS handed to AG on 29/08/2014 - refer to DMS 991214	Quarterly report to Council		Asset register figures in AFS to Council		Quarterly report to Council
4.3	5.1.2	Submit monthly Grant reports on all DORA reportable grants received to the Municipal Manager within 10 days after receipt of payment from National Treasury	Quarterly reports on Grants	Quarterly report	3 monthly Grant reports included in Section 71 report	July 2014 - RPT 156670 (DMS 983609 & DMS 983385) CR 9580 Exco 09/09/2014 Council 30/09/2014 August 2014 - RPT 156831 (DMS 986817 & 987983) CR 9626 Exco 30/09/2014 Council 28/10/2014 Sept 2014 - RPT 156931 (DMS 996079 & 995368)	3 monthly Grant reports included in Section 71 report		3 monthly Grant reports included in Section 71 report		3 monthly Grant reports included in Section 71 report
4.4	5.1.1	Submit quarterly reports of the investment register with details of investment, period, interest rate and term as part of the quarterly financial report to the Council within 30 days from quarter end.	Maintain an Investment Register	Quarterly report	Quarterly report	Sept 2014 - RPT 156931 (DMS 996079 & 995368)	Quarterly report		Quarterly report		Quarterly report
4.5	5.1.1	Submit quarterly report of details of all loans as part of the quarterly financial report to Council within 30 days from end of quarter.	Quarterly reports	Quarterly report	Quarterly report	Sept 2014 - RPT 156931 (DMS 996079 & 995368)	Quarterly report		Quarterly report		Quarterly report
<b>5</b>		<b>Departmental Management</b>									
5.1	5 (TAS 10)	Respond to all internal and external audit enquiries and other general enquiries and implement all approved recommendations within 30 days unless there is reason why implementation is not possible, in which case an agreed extended date to be agreed with and approved by the MM to ensure an unqualified audit report relating to the DMM FS area of responsibility.	Ensure sufficient departmental response to internal audit and general enquiries and implement approved recommendations timeously.	Quarterly report	Quarterly report	Sept 2014 - RPT 156931 (DMS 996079 & 995368)	Quarterly report		Quarterly report		Quarterly report
5.2	1.1.1	Ensure that departmental risk identified in the organisational risk assessment register is attended to, update and report quarterly risk assessment register	Risk register	Quarterly report	Quarterly risk assessment register		Quarterly risk assessment register		Quarterly risk assessment register		Quarterly risk assessment register
5.3	5	Hold at least ten monthly meetings with departmental management informing them of Council resolutions impacting on the Department and keep record of minutes of meetings to communicate with staff and present evidence to Performance evaluation panel	Management and staff are kept informed to ensure efficiency of staff	Fortnightly minute of meetings	2 copies of minutes and Agenda.	July 2014 - Agenda (DMS 980508) & Minutes (DMS 983179) September 2014 - Agenda (DMS 986629) & Minutes (DMS 997792)	3 copies of minutes and Agenda.		2 copies of minutes and Agenda.		3 copies of minutes and Agenda.

[illegible]

[illegible]

[illegible]

## DEPARTMENT OF THE DEPUTY MUNICIPAL MANAGER INFRASTRUCTURE AND TECHNICAL SERVICES

## SDBIP COMPONENT 3 - QUARTERLY PROJECTIONS OF SERVICE DELIVERY TARGETS AND PERFORMANCE INDICATORS FOR EACH VOTE

	IDP	PERFORMANCE TARGET	UNIT OF MEASUREMENT	ANNUAL TARGET	QUARTER ENDING 30 SEPT		QUARTER ENDING 31 DEC		QUARTER ENDING 31 MARCH		QUARTER ENDING 30 JUNE	
					TARGET	ACTUAL	TARGET	ACTUAL	TARGET	ACTUAL	TARGET	ACTUAL
<b>1</b>		<b>Electricity Services</b>										
1.1	2.2.2	Ensure execution of maintenance of electrical distribution network as per maintenance plan and approved budget	Quarterly to 30 June 2015	100% execution	Execution of maintenance as per maintenance plan		Execution of maintenance as per maintenance plan		Execution of maintenance as per maintenance plan		Execution of maintenance as per maintenance plan	
1.1.2	2.2.3.2	Reduction of electricity connection backlog (Annual target = 1000 households) 559	Quarterly to 30 June 2015	30-Jun-15	175 new houses connected with electricity		175 new houses connected with electricity		175 new houses connected with electricity		175 new houses connected with electricity	
1.2	5.1	Ensure execution of all capital projects relating to electrical supply provided for on the Capital Budget under the direct control of the department by 30 June 2015	% spent on capital budget	100%	Evidence of expenditure		Evidence of expenditure		Evidence of expenditure		Evidence of expenditure	
1.3	2.2.1	Ensure unplanned outages comply with national standard NRS 048 (quality of supply) and report quarterly statistics to the Council	Quarterly to 30 June 2015	100%	Report on the number of forced unplanned interruptions vs NRS 048 standards		Report on the number of forced unplanned interruptions vs NRS 048 standards		Report on the number of forced unplanned interruptions vs NRS 048 standards		Report on the number of forced unplanned interruptions vs NRS 048 standards	
1.4	2.2.3	To ensure that non-technical electricity losses are kept within 6% as per NRS 055	Quarterly to 30 June 2015	100%	6% per quarter		6% per quarter		6% per quarter		6% per quarter	
<b>2</b>		<b>Water and Sanitation</b>										
2.1.1	2.1	To ensure review and development of Water Service Development Plan and Bulk Water Master Plan by 31 Mar 2015	Quarterly to 30 June 2015	Review by 31 Mar 2015	Terms of reference Tender advertised		Draft WSDP Master Plan		100 % WSDP completed Master plan completed			
2.1.2	2.1	To ensure review and development of water bylaws or policies by 30 June 2015	30-Jun-15	Report quarterly progress	Determine and list all relative bylaws and policies  Determine need for additional bylaws and policies		100 % all bylaws and policies review		100% development of new bylaws/ policies			
2.2	2.1	To ensure development of water loss action plan by 30 August 2014.  Reduction of water losses from 28% to 20 % at 30 June 2015	30 August 2014  30 June 2015	Report progress on quarterly basis	Completion of action plan by 30 August 2014		% reduction of water loss (from 28% to 24%)		% reduction of water loss (from 28% to 22%)		% reduction of water loss (from 28% to 20%)	
2.3.1	2.1	High level of water services by eradication of 2000 water backlogs by 30 June 2015	Quarterly to 30 June 2015	Installation of 2000 water meters	500		500		500		500	
2.3.2	2.1	Eradication of sanitation backlogs by 5000 June 2015	Quarterly to 30 June 2015	Report quarterly progress to 30 June 2015	1000		1000		1000		2000	

## DEPARTMENT OF THE DEPUTY MUNICIPAL MANAGER INFRASTRUCTURE AND TECHNICAL SERVICES

## SDBIP COMPONENT 3 - QUARTERLY PROJECTIONS OF SERVICE DELIVERY TARGETS AND PERFORMANCE INDICATORS FOR EACH VOTE

	IDP	PERFORMANCE TARGET	UNIT OF MEASUREMENT	ANNUAL TARGET	QUARTER ENDING 30 SEPT		QUARTER ENDING 31 DEC		QUARTER ENDING 31 MARCH		QUARTER ENDING 30 JUNE	
					TARGET	ACTUAL	TARGET	ACTUAL	TARGET	ACTUAL	TARGET	ACTUAL
		<b>Water Quality Management</b>										
2.4.1	2.1.3	To ensure that the quality of drinking water comply with the South African national standards at latest SANS 241	Quarterly to 30 June 2015	1	100% Compliance		100% Compliance		100% Compliance		100% Compliance	
2.4.2	2.1.3	Wastewater Quality compliance of >90% or <50% of cumulative risk ratings based on DWA standard	Quarterly to 30 June 2015	70% compliance	>90% compliance/ <50% compliance ratings vs DWA standard		>90% compliance/ <50% compliance ratings vs DWA standard		>90% compliance/ <50% compliance ratings vs DWA standard		>90% compliance/ <50% compliance ratings vs DWA standard	
2.5	2.1.2	Ensure that the maintenance master plan for water and sewer reticulation and pump stations is developed by 30 June 2015	Master plan developed by 30 June 2015	Completion of Master Plan	Progress report		Progress report		Final report		Approval of plan	
2.6	2.1	Ensure development of water and sanitation infrastructure Asset management plan by 30 June 2015	Develop Infrastructure Asset Management Plan by 30 June 2015	Completion of Asset Management Plan	Progress report		Progress report		Final report		Approval of plan	
		<b>Operations</b>										
2.7	2.1.1	Ensure that the contract monitoring plan is in place and monitoring and technical meetings are conducted at least once a quarter	30-Jun-15	4 meetings	1 monitoring meeting 1 technical meeting		1 monitoring meeting 1 technical meeting		1 monitoring meeting 1 technical meeting		1 monitoring meeting 1 technical meeting	
		<b>Transport Roads and Stormwater</b>										
3.1.2	2.3.2	Ensure that 10 Km's of tarred roads is rehabilitated by 30 April 2015	30-Apr-15	10 Km's of roads rehabilitated by 30 April 2015	Advertise Tender and appoint contractor by 30 Sep 2015		5 Km's		5 Km's			
3.1.3	2.3.1	Ensure that 600Km's of rural gravel roads is maintained 30 June 2015	30-Jun-15	600 Km's of road Graded by 30 June 2015	150 Km's re-gravelled		150 Km's re-gravelled		150 Km's re-gravelled		150 Km's re-gravelled	
3.1.4	2.3.1	Ensure that 36 km's of new rural gravel roads is established by 30 June 2015	30-Jun-15	36 Km's of rural roads developed by 30 June 2015	9 Km's developed		9 Km's developed		9 Km's developed		9 Km's developed	
3.2	2.3.2	100% of planned maintenance on Stormwater drain pipes executed by 30 June 2015	30-Jun-15	100% Planned maintenance done by 30 June 2015	100%		100%		100%		100%	
3.3.1	2.3.2	Undertake 12 Safety Inspections on all 17Km's of Municipal owned rail sidings by 30 June 2015	30-Jun-15	12 Safety Inspections done by 30 June 2015	3 Inspections		3 Inspections		3 Inspections		3 Inspections	
3.3.2	2.3.2	100% maintenance of findings resulting from monthly inspections by the 30 June 2015.	30-Jun-15	100% maintenance done by 30 June 2015	100%		100%		100%		100%	



## DEPARTMENT OF THE DEPUTY MUNICIPAL MANAGER INFRASTRUCTURE AND TECHNICAL SERVICES

## SDBIP COMPONENT 3 - QUARTERLY PROJECTIONS OF SERVICE DELIVERY TARGETS AND PERFORMANCE INDICATORS FOR EACH VOTE

	IDP	PERFORMANCE TARGET	UNIT OF MEASUREMENT	ANNUAL TARGET	QUARTER ENDING 30 SEPT		QUARTER ENDING 31 DEC		QUARTER ENDING 31 MARCH		QUARTER ENDING 30 JUNE	
					TARGET	ACTUAL	TARGET	ACTUAL	TARGET	ACTUAL	TARGET	ACTUAL
		<b>Engineering Support Services</b>										
4.1.1	2.5	Ensure Development of and implement CEE GIS system by 30 June 2015.	30-Jun-15	CEE GIS system implemented by 30 June 2015	Finalise Business plan and appointment of service provider for CEE GIS	Ongoing maintenance of system	Development of system		100% Implementation and maintenance of systems		On-going maintenance of system	
4.1.2	2.5.3.1	Ensure Development of departmental datasets i.e. Civil and Electrical from As Built received from PMU pertaining to Civil and Electrical	30-Jun-15	GIS datasets and organisational datasets developed and implemented by 30 June 2015	100% of approved As Built received from PMS	On going process and Asbuilts are attended to as it comes in.	100% of approved As Built received from PMS		100% of approved As Built received from PMS		100% of approved As Built received from PMS	
4.2	2.5.3.3	To develop a business plan to guide implementation of I&TS (TOC) by 30 June 2015	30-Jun-15	Business plan developed by 30 June 2015	Finalisation of Business plan and appointment of service provider	the Business plan has been drafted and ready for execution	30% implementation of business plan as per project programme		60% implementation of business plan as per project programme		100% implementation of business plan as per project programme	
4.3	2.5.4	Ensure the appointment of the Service Provider to develop asset man. System and 15% part implementation by the 30 June 2015	30-Jun-15	Service provider appointed and Asset Management system and 15% part implementation done by 30 June 2015	Advertisement and closing of Tender	The scope of work draft and preparations to acquire the services of a specialist for the asset management system.	Appointment of service provider		Identification of all assets  8% of implementation as per project programme		15% of implementation as per project programme	
		<b>Project Management Services</b>										
5.1.1	2.5.1	Ensure implementation and execution of projects as per project plan	30-Jun-15	100% Grant funding spent by 30 June 2015	Implementation as per project plan	A total of 80% including shadow costing was spent including the roll over.	Implementation as per project plan		Implementation as per project plan		Implementation as per project plan	
5.1.2	2.5.1	Ensure execution of Capital projects as indicated in IDP and project plan	30-Jun-15	100% of spent on internal capital projects by 30 June 2015	Implementation as per project plan	See RPT 156853 for details of internal projects being executed by PMU	Implementation as per project plan		Implementation as per project plan		Implementation as per project plan	
5.2	2.5.1	520 jobs to be created through the implementation of EPWP principles by the 30 June 2015	30-Jun-15	Receipt and approval of As Built within 3 months after consultancy completed projects	120 jobs in the quarter	115 jobs created.	80 jobs in the quarter		180 jobs in the quarter		220 jobs in the quarter	
		<b>Fleet Management</b>										

## DEPARTMENT OF THE DEPUTY MUNICIPAL MANAGER INFRASTRUCTURE AND TECHNICAL SERVICES

## SDBIP COMPONENT 3 - QUARTERLY PROJECTIONS OF SERVICE DELIVERY TARGETS AND PERFORMANCE INDICATORS FOR EACH VOTE

	IDP	PERFORMANCE TARGET	UNIT OF MEASUREMENT	ANNUAL TARGET	QUARTER ENDING 30 SEPT		QUARTER ENDING 31 DEC		QUARTER ENDING 31 MARCH		QUARTER ENDING 30 JUNE	
					TARGET	ACTUAL	TARGET	ACTUAL	TARGET	ACTUAL	TARGET	ACTUAL
6.1	2.5.2	To maintain a turnaround time between Failures vs Repairs within an average timeframe amongst various categories	30-Jun-15	Average timeframe be maintained between failures and repairs as per target	1. Comm. Vehicles average of 5 days 2. Sedans average of 2 days 3. Machinery average of 2 months 4. LDV average 2 days	1. Comm. Vehicles average of 5 days- achieved. Major breakdowns are spares dependent. 2. Sedans average of 2 days- achieved. Major breakdowns are spares dependent. 3. Machinery average of 2 Months -achieved. 4. LDV average 2 days- achieved. Major breakdowns are spares dependent.	1. Comm. Vehicles average of 5 days 2. Sedans average of 2 days 3. Machinery average of 2 months 4. LDV average 2 days		1. Comm. Vehicles average of 5 days 2. Sedans average of 2 days 3. Machinery average of 2 months 4. LDV average 2 days		1. Comm. Vehicles average of 5 days 2. Sedans average of 2 days 3. Machinery average of 2 months 4. LDV average 2 days	
		<b>Building and Structures</b>										
7.1	2.5.3	Ensure that a system to incorporate Electricity, Water as well as Geo Tab system as a module of (Technical Operation Control) TOC by 30 December 2014	30-Dec-14	System complete to incorporate Electricity, Water and GeoTab as a module of TOC by 30 December 2014	Physical adaptation of Building works to accommodate PCS in the TOC		Develop and implement PCS platforms for control rooms					
7.2.1	2.5.3	Implementation of 50% of Bulk water demand measures to reduce water losses and to balance water supply vs demand and associated water meters by 30 June 2015	30-Jun-15	Implement water demand measures and balance water supply vs demand and associated water meters	Scoping specifications of the project  Appointment of services provider		Part implementation 8%		Part implementation 16%		Part implementation 24%	
7.2.2	2.5.3	Implementation of 50% of the pump stations management system and (Programmable Logic Control)PLC by 30 June 2015	30-Jun-15	Implement 50% of pump stations management system (PLC's) by 30 June 2015	Scoping specifications of the project  Appointment of services provider		Part implementation 8%		Part implementation 16%		Part implementation 24%	

DEPARTMENT OF THE DEPUTY MUNICIPAL MANAGER INFRASTRUCTURE AND TECHNICAL SERVICES												
SDBIP COMPONENT 3 - QUARTERLY PROJECTIONS OF SERVICE DELIVERY TARGETS AND PERFORMANCE INDICATORS FOR EACH VOTE												
	IDP	PERFORMANCE TARGET	UNIT OF MEASUREMENT	ANNUAL TARGET	QUARTER ENDING 30 SEPT		QUARTER ENDING 31 DEC		QUARTER ENDING 31 MARCH		QUARTER ENDING 30 JUNE	
					TARGET	ACTUAL	TARGET	ACTUAL	TARGET	ACTUAL	TARGET	ACTUAL
		Administration										
9.1.1	4.4.2.1	To ensure that 95% of planned workplace OHS inspections in I&TS department are completed by 30 June 2015	30-Jun-15	95% of inspections done by 30 June 2015	95% of planned workplace OHS inspections in the I&TS department are completed		95% of planned workplace OHS inspections in the I&TS department are completed		95% of planned workplace OHS inspections in the I&TS department are completed		95% of planned workplace OHS inspections in the I&TS department are completed	
9.1.2	4.4.2.1	To ensure that 90% of all reported incidents in the I&TS department are investigated by 30 June 2015.	30-Jun-15	90% of reported incidents are done by 30 June 2015	90% of all reported incidents in the I&TS department are investigated		90% of all reported incidents in the I&TS department are investigated		90% of all reported incidents in the I&TS department are investigated		90% of all reported incidents in the I&TS department are investigated	
9.2	4.4.2.2	70% of employees training interventions conducted in line with Workplace Skills Plan	30-Jun-15	95% recommendations implemented by 30 June 2015							70% of employees training intervention conducted	

## DEPARTMENT OF THE DEPUTY MUNICIPAL MANAGER COMMUNITY SERVICES

## SDBIP COMPONENT 3 - QUARTERLY PROJECTIONS OF SERVICE DELIVERY TARGETS AND PERFORMANCE INDICATORS FOR EACH VOTE

	IDP	PERFORMANCE TARGET	UNIT OF MEASUREMENT	ANNUAL TARGET	QUARTER ENDING 30 SEPT		QUARTER ENDING 31 DEC		QUARTER ENDING 31 MARCH		QUARTER ENDING 30 JUNE	
					TARGET	ACTUAL	TARGET	ACTUAL	TARGET	ACTUAL	TARGET	ACTUAL
<b>1</b>		<b>Traffic and Licensing</b>										
1.1	1.4.2.3	Ensure Speed enforcement by screening of vehicles at random intervals and locations for at least 2800 hours by 30 June 2015	Number of hours	2800 hours	700 hours 1 Quarterly report	1231 Hours spent on speed enforcement for this quarter	700 hours 1 Quarterly report		700 hours 1 Quarterly report		700 hours 1 Quarterly report	
1.2	1.4.2.3	Ensure High Visibility Patrols, foot/ bit patrol, Point duty and Moving Violations by traffic vehicles especially within peak hours for at least 2000 hours by 30 June 2015	Number of hours	1600 hours	500 hours 1 Quarterly report	1008 Hours spent on ensuring high visibility patrols, foot/bit patrol, point duty and moving violations	500 hours 1 Quarterly report		500 hours 1 Quarterly report		500 hours 1 Quarterly report	
1.3	1.4.2.3	Conduct at least 180 Road Worthiness and Driver Fitness Exercises(Road blocks) by 30 June 2015	Number of exercises	180 exercises	45 Exercises 1 Quarterly report	128 Road worthiness and driver fitness exercises were carried out during this quarter.	45 Exercises 1 Quarterly report		45 Exercises 1 Quarterly report		45 Exercises 1 Quarterly report	
1.4	1.4.2.3	Conduct at least 52 Road Safety Educational programmes by 30 June 2015	Number of Education programmes	52 programmes	13 programmes 1 Quarterly report	21 Road safety educational Programmes conducted in this quarter.	13 programmes 1 Quarterly report		13 programmes 1 Quarterly report		13 programmes 1 Quarterly report	
1.5	1.4.2.3	Ensure development of a crime prevention strategy for the City of uMhlathuze Municipality	Evidence of strategy document	strategy implemented	Prepare and circulate a draft strategy for comments to all relevant stakeholders		Compilation of comments and refining the final draft		Submitting a report to council		Project initiation	
1.6	1.4.3.2	Conduct at least 48 exercises with the intention to screen drivers for outstanding traffic fines by 30 June 2015	Number of exercises	48 exercises	12 exercises	12 Exercises of screening drivers for outstanding traffic fines for the quarter.	12 exercises		12 exercises		12 exercises	
1.7	1.4.2.2	Ensure testing of Learners Driver's Licensing at least 3 sessions per week with 40 candidates per session and report quarterly statistics to Council	Attendance registers of learner drivers license tested	5760 learners tested	1440 learner driver's license tested	2270 Candidates completed Learner Driver's licence testing. 1155 passed and 1115 failed the testing. RPT 156910	1440 learner driver's license tested		1440 learner driver's license tested		1440 learner driver's license tested	
<b>2</b>		<b>Emergency Services</b>										
2.1	1.4.4	Conduct 2 000 fire prevention inspections on business premises by 30 June 2015	Number of Inspections	2000 inspections	500 fire prevention inspections	427 fire prevention inspections wer conducted	500 fire prevention inspections		500 fire prevention inspections		500 fire prevention inspections	
2.2	1.4.4	Conduct 15 emergency exercises at High Risk Installations by 30 June 2015	Number of Emergency Exercises	12 emergency exercises	3 emergency exercises	Emergency Exercises conducted for this quarter 2 01-08-2014 (Oilco - Table Top Exercise) 01-09-2014 - (Grinrod Terminals)	4 emergency exercises		4 emergency exercises		4 emergency exercises	
2.3	1.4.4	Meet with Advisory forum representing all major industries 4 times annually and Review and update Disaster Management Plan (DMP) twice per annum	Reviewed Disaster Management Plan	4 forum meetings	1 meeting	Plan has been updated July 2014.Industrial Meeting: DMS992140. Advisory Forum Meeting: DMS994551	1 meeting		1 meeting		1 meeting	
<b>3</b>		<b>Clinic Services</b>										
3.1	2.4.2	Patients Under 5 Years: - Perform 18 800 Immunisations annually  Patients Over 5 Years: - HIV Testing (16 000 per annum) - TB Testing (6000 per annum)	Ensure compliance Quarterly Reports	Submit quarterly status reports	4700 Immunisations  4000 HIV Tests 1500 TB Tests	4780 HIV Tests were completed and 2816 TB Tests. RPT 156786	4700 Immunisations  4000 HIV Tests 1500 TB Tests		4700 Immunisations  4000 HIV Tests 1500 TB Tests		4700 Immunisations  4000 HIV Tests 1500 TB Tests	
3.2	2.4.2	Provide 1600 Health Talks in the clinic on relevant health matters such as HIV, Rabies, Cancer, TB and Family Planning by 30 June 2015	Health education programmes	1600 talks	400 Talks 1 quarterly Report	635 Group Health Talks were conducted. RPT 156784	400 Talks 1 quarterly Report		400 Talks 1 quarterly Report		400 Talks 1 quarterly Report	
3.3	2.4.2.3	Deliver an occupational health care service to employees of the municipality	Employee visits	Quarterly report	Quarterly report statistics	All employe visits were attended to and is reported on in RPT 156785	Quarterly report statistics		Quarterly report statistics		Quarterly report statistics	
<b>4</b>		<b>Public Health and Pollution Control</b>										

## DEPARTMENT OF THE DEPUTY MUNICIPAL MANAGER COMMUNITY SERVICES

## SDBIP COMPONENT 3 - QUARTERLY PROJECTIONS OF SERVICE DELIVERY TARGETS AND PERFORMANCE INDICATORS FOR EACH VOTE

	IDP	PERFORMANCE TARGET	UNIT OF MEASUREMENT	ANNUAL TARGET	QUARTER ENDING 30 SEPT		QUARTER ENDING 31 DEC		QUARTER ENDING 31 MARCH		QUARTER ENDING 30 JUNE	
					TARGET	ACTUAL	TARGET	ACTUAL	TARGET	ACTUAL	TARGET	ACTUAL
4.1	2.4.3	Provide 6 Air Pollution Education/Awareness Programmes to the community, businesses and/ schools by 30 June 2015	Copies of attendance Registers and Photopraps at events Quarterly reports on progress	6 programmes 4 quarter reports	Provide and install 3 Air Quality Awareness Sign Boards		2 Programs 1 Quarterly Report		2 Programs 1 Quarterly Report		2 Programs 1 Quarterly Report	
4.2	2.4.3.3	Conduct 60 Air Quality Management inspections on business premises by 30 June 2015 and report quarterly progress.	Number of inspections	60 Inspections Quarterly reports	15 inspections 1 quarterly report		15 inspections 1 quarterly report		15 inspections 1 quarterly report		15 inspections 1 quarterly report	
4.3	2.4.3	Attend to all qualifying Indigent/Pauper Burial applications	% of indigent applications	100%	100%	100% of indigent applications processed	100%		100%		100%	
4.4	2.4.3.3	Alignment and implementation of Air Quality Management Plan by 30 June 2015	Air quality Management Copies of laboratory results and quarterly reports to Council	plan implemented	Finalise Public Participation in Development of Implementation Plan		Implementation of Air quality Management Plan Report progress to Council		Implementation of Air quality Management Plan Report progress to Council		Implementation Plan of Air quality Management Report to Council	
4.5	2.4.3.3	Formulation and implementation of Air Quality Management Strategy by 30 June 2015	Copies of inspection reports Quarterly Reports	3 Quarterly reports	Finalise Public Participation in Development of Implementation Strategy		Finalise Public Participation in Development of Implementation Strategy		Finalisation of Air Quality Management Implementation Strategy		Implementation of Air quality Management Strategy	
4.6	2.4.3.3	Monitor ambient air quality within the City of uMhlathuze	Quarterly Reports	Minimum of 80% data capture per parameter per station per month Report daily maximum SO2 concentrations at each Ambient air monitoring system and meteorological conditions 4 Quarterly reports	Installation of ambient monitoring stations	The Service Provider who will supply and install ambient monitoring stations has been appointed. Delivery and installation is expected to commence in October 2014	100% achievement		100% achievement		100% achievement	
<b>5</b>		<b>Waste Management and Cleansing</b>										
5.1	2.4.1	Recycle 15% of total Waste by 30 June 2015	Percentage recyclable	15% for the year	15% recycling of total waste collected in 1st quarter	15.25% of waste collected were re-cycled	15% recycling of total waste collected in 2 nd quarter		15% recycling of total waste collected in 3 rd quarter		15% recycling of total waste collected in 4 th quarter	
5.2	2.4.1	Ensure 16 clean-up campaigns and educational programs using schools as venues by 30 June 2015	Number of campains	16	4 clean-up campaigns	7 Clean-up campaigns were conducted	4 clean-up campaigns		4 clean-up campaigns		4 clean-up campaigns	
5.3	2.4.1	Increase access to waste removal services by 3000 households (concentrating on rural areas)	Number of households	3000	500 Additional households	Access to an additional 79 households were provided	500 Additional households		1000 Additional households		1000 Additional households	
5.4	2.4.1	Establish Four Recycling nodes in different areas within the City benefitting 200 Waste entrepreneurs. by 30 June 2015	4 nodes benefitting 200 entrepreneurs	4 nodes, 200 entrepreneurs	one recycling nodes benefitting 50	2 nodes (Richards Bay Alton and eSikhaleni) with 176 beneficiaries	one recycling nodes benefitting 50		one recycling nodes benefitting 50		one recycling nodes benefitting 50	
<b>6</b>		<b>Sport, Recreation and Arts and Culture</b>										
6.1	2.6.2.2	Present 4 (four) mass participation and recreational programmes.	programmes	4 programmes	2 programmes	3 Mass participation and recreational programmes conducted this quarter.	1 programme		1 programme		0 programme	
6.2	2.6.2.2	Present 2 (two) sports development programmes by 31 December 2014	programmes	2 programmes	1 programmes	10 programmes sports development programmes conducted this quarter.	1 programme					
6.3	2.6.2.2	Develop and upgrade 5 (five) sports facilities by 31 March 2015	upgraded facilities	5	3 facilities	3 facilities at KwaTsheka, Mcabango and Bomvini have been completed. Now in retention period hence contractors are still on sites			2 facilities			
<b>7</b>		<b>Horticultural Services (Parks and Cemeteries)</b>										
7.1	2.6.1.1	Promote indigenous vegetation by planting 1000 trees by 30 June 2015	number of trees planted	1000 trees	300 Trees	400 Trees planted this quarter.	300 Trees		100 Trees		300 Trees	
7.2	2.6.2.2	Phase development of four parks by 30 June 2015	parks developed	4 parks	Site plans and EIA's completed	Design Plans were completed. No EIA's were required for identified areas. Orders have been placed for plant material and hard landscaping and work is expected to commence by October	2 parks developed; Empangeni Civic & Enseleni Hall		1 park developed; Ngwelezane Hall		1 parks developed; Esikhaleni around swimming pool area	
		<b>Arts and Culture</b>										

## DEPARTMENT OF THE DEPUTY MUNICIPAL MANAGER COMMUNITY SERVICES

## SDBIP COMPONENT 3 - QUARTERLY PROJECTIONS OF SERVICE DELIVERY TARGETS AND PERFORMANCE INDICATORS FOR EACH VOTE

	IDP	PERFORMANCE TARGET	UNIT OF MEASUREMENT	ANNUAL TARGET	QUARTER ENDING 30 SEPT		QUARTER ENDING 31 DEC		QUARTER ENDING 31 MARCH		QUARTER ENDING 30 JUNE	
					TARGET	ACTUAL	TARGET	ACTUAL	TARGET	ACTUAL	TARGET	ACTUAL
7.3	2.6.3.1	Ensure construction of Aquadene library and extension to Esikhaleni library by 30 June 2015	libraries upgared	2 libraries	Report on project's status	Aquadene Library: Site establishment is 85% Complete and Procurement 90% complete. Building construction is 5% Complete with the Foundation 50% Complete. Project Plan available on DMS 986507 Esikhaleni Library: Tender 8/2/1/923 was awarded to Luthabo Construction and Projects who has commenced with construction	Report on project's status		Esikhaleni library upgraded		Aquadene library constructed	
7.4	2.6.3.2	Draft a Strategy/policy for arts and culture for approval by Council by 30 June 2015	Strategy/policy document approved and implemented	Strategy/policy	Present first draft of strategy/policy to stakeholders	Draft is being finalised before sending it out to external stakeholders details are on DMS 976340	Finalize the strategy/policy and submit to Council for approval		Pilot implementation of strategy		Finalize implementation of strategy	
7.5	2.6.3.3	Coordinate two arts and crafts cultural events by 31 Mach 2015	events hosted and report back	2 events	Umkhosi womhlanga	Umkhosi woMhlanga was coordinated successfully, it took place on 05-07 September 2014 at KwaNongoma. Ukhosi weLembe took place on the 24 September 2014 at KwaDukuza.	Submit feedback to Council on event		Music Festival		Submit feedback to Council on event	
8		<b>Strategically Manager the Community Services Department</b>										
8.1	4.1	Two bi-annual Extended Management Meetings including Organised Labour	Number of meetings	2	1 Meeting	No meeting held this quarter. One will be held during the 2nd quarter.			1 Meeting			
8.2	4.1	Conduct twelve (12) Monthly Departmental Management Meetings up to 30 June 2015	Number of meetings	12	3 Meetings	3 Departmental meeting held this quarter: 17 July 2014, 28 Aug 2014 and 17 Sept 2014	3 Meetings		3 Meetings		3 Meetings	
8.3	5.1	Ensure execution of all projects provided for on the Capital Budget under the direct control of the department by 30 June 2015	% spent on capital budget	100%	Evidence of expenditure	Total Budget as per Comp 5 for Comserv amounts to R73 055 600. Actual Expenditure as at end Sept is R8 357 913 or 11.44% A further R12 622 601 or 16.79% is reflected as committed funds, i.e. orders placed but not yet paid at end Sept. Combined expenditure plus committed funds represents 28.23% or R20 622 601 of the Departments total Capital Budget. See DMS	Evidence of expenditure		Evidence of expenditure		Evidence of expenditure	
8.4	1.1.1	Ensure that departmental risk identified in the organisational risk assessment register is attended to, update and report quarterly risk assessment register	Risk register	Quarterly report	Quarterly risk assessment register	The Departmental Risk Register is updated on a continuous basis as risks are identified. New Strategic Risks pertaining to ComServ areas of responsibility were identified together with the Chief Risk Officer and the rating of these risks will be finalised during meetings scheduled with the Chief Risk Officer on 7 and 8 October 2014	Quarterly risk assessment register		Quarterly risk assessment register		Quarterly risk assessment register	

DEPARTMENT OF THE DEPUTY MUNICIPAL MANAGER COMMUNITY SERVICES												
SDBIP COMPONENT 3 - QUARTERLY PROJECTIONS OF SERVICE DELIVERY TARGETS AND PERFORMANCE INDICATORS FOR EACH VOTE												
	IDP	PERFORMANCE TARGET	UNIT OF MEASUREMENT	ANNUAL TARGET	QUARTER ENDING 30 SEPT		QUARTER ENDING 31 DEC		QUARTER ENDING 31 MARCH		QUARTER ENDING 30 JUNE	
					TARGET	ACTUAL	TARGET	ACTUAL	TARGET	ACTUAL	TARGET	ACTUAL
8.5	1.1.1	Respond to all internal and external audit enquiries and other general enquiries and implement all approved recommendations within 30 days unless there is reason why implementation is not possible, in which case an agreed extended date to be agreed with and approved by the MM to ensure an unqualified audit report relating to the SM ComS area of responsibility	Response rate	Quarterly report	1 quarterly report	AGSA 2013/2014 queries in respect of Waste Management and Sports Facilities were successfully attended to. Further internal audit queries regarding unspent grant funding as well as State of Readiness of the Municipality were also successfully addressed with the Internal Audit	1 quarterly report		1 quarterly report		1 quarterly report	



## DEPARTMENT OF THE DEPUTY MUNICIPAL MANAGER CORPORATE SERVICES

## COMPONENT 3 - QUARTERLY PROJECTIONS OF SERVICE DELIVERY TARGETS AND PERFORMANCE INDICATORS FOR EACH VOTE

	IDP	PERFORMANCE TARGET	UNIT OF MEASUREMENT	ANNUAL TARGET	QUARTER ENDING 30 SEPT		QUARTER ENDING 31 DEC		QUARTER ENDING 31 MARCH		QUARTER ENDING 30 JUNE	
					TARGET	ACTUAL	TARGET	ACTUAL	TARGET	ACTUAL	TARGET	ACTUAL
<b>1</b>		<b>Secretariat Services</b>										
1.1	1.2.1	To ensure provision of administrative and secretarial support, enhancement of organisational performance and capacity by 30 June 2015	number of meetings scheduled	10 Council meetings and 20 EXCO meetings	Scheduling of 3 Council meetings Scheduling of 6 EXCO meeting  Scheduling of 13 Portfolio meetings  Conduct information session on standing orders for Council and it's committees		Scheduling of 3 Council meeting Scheduling of 4 EXCO meetings  Scheduling of 10 Portfolio meetings  Conduct information session on report writing procedures and agendas		Scheduling of 1 Council meeting Scheduling of 4 EXCO meetings  Scheduling of 19 Portfolio meetings		Scheduling of 3 Council meetings Scheduling of 6 EXCO meetings  Scheduling of 18 Portfolio meetings	
1.2.1	1.2.1	Oversee the proper management of the airport contract in terms of the concession agreement	number of meetings scheduled	4 meetings	1 Quarterly meeting of Airport working Committee		1 Quarterly meeting of Airport working Committee		1 Quarterly meeting of Airport working Committee		1 Quarterly meeting of Airport working Committee	
1.2.2	1.2.1	To ensure review of Council Policies	number of meetings scheduled	30-Jun-15	Establish Policy review schedule Maintenance of Policy register		100% review of policies due for the quarter		100% review of policies due for the quarter		100% review of policies due for the quarter	
1.3	1.2.1	Ensure effective communication, administration and coordination with the Councillors and other key stakeholders.	Report	30-Jun-15	Report on the quarterly activities of the unit		Report on the quarterly activities of the unit		Report on the quarterly activities of the unit		Report on the quarterly activities of the unit	
<b>2</b>		<b>Legal support services</b>										
2.1	1.2.2	Ensure the maintenance of litigation register by or against Council and report quarterly to Council	Update on litigation register	4 x Quarterly Report	Up to date litigation register	RPT 155553	Up to date litigation register		Up to date litigation register		Up to date litigation register	
2.2	1.2.2	Ensure quarterly review of Council Bylaws and report quarterly to Council	Minutes of meetings	4 x Quarterly Report	Up to date litigation register	RPT 156212	Up to date litigation register		Up to date litigation register		Up to date litigation register	
2.3	1.2.2	Ensure implementation of Alternative Dispute Resolution to minimise litigation	Minutes of meetings	4 x Quarterly Report	Number of pre-litigation meetings that took place and the success rate thereof.	1 (one) pre-litigation meeting was held during this quarter. An extension was granted for compliance.	Number of pre-litigation meetings that took place and the success rate thereof.		Number of pre-litigation meetings that took place and the success rate thereof.		Number of pre-litigation meetings that took place and the success rate thereof.	
2.4	5.2	Ensure that all Council contracts are referred to DMM CS for signing	number of agreements drafted and vetted	4 x Quarterly Report	Number of contracts referred to DMM CS for signing	92 contracts were referred to the DMM:CS for signing DMS 660448	Number of contracts referred to DMM CS for signing		Number of contracts referred to DMM CS for signing		Number of contracts referred to DMM CS for signing	
<b>3</b>		<b>Public Participation</b>										
3.1.1	4.2.1	To facilitate and enhance the functionality of Ward committees	%of Ward committee meetings	100%	Report on Ward committee/Public meetings held		Report on Ward committee/Public meetings held. Capacitation of Ward Committees (1 workshop)		Report on Ward committee/Public meetings held. Ward Committee year review session		Report on Ward committee/Public meetings held. Capacitation of Ward Committees (1 workshop)	
3.2	1.1	Harmonisation of Sukuma Sakhe with Municipal programmes	Report	Quarterly report	Development of framework model		Finalise the framework model		Consultation with relevant stakeholders on the draft framework model		Consultation with relevant stakeholders on the draft framework model	
3.3	1.1	Promote, initiate, organise and conduct special programs as approved by Council and report quarterly to the Council by 30 June 2013	Number of special programs	Quarterly report	Finalise draft policy framework on Youth and people living with disability by 31 Sep 2014		Draft policy report framework on gender by 30 October 2014		Consultation with relevant stakeholders on the draft Policies		Submit report to Council for approval	
<b>4</b>		<b>Sound Human Resource practices</b>										
4.1.1	4.4.2	To ensure management in development and implementation of Human Resources policies	Number of Policies and Strategy	2	Finalisation and adoption Leave Policy by 30 September 2014		Finalisation and adoption of HR Recruitment Policy by 30 November 2014					
4.1.2	4.4.2	To ensure review of Employment Equity Plan by 30 November 2014 and report to Council on the recruitment of employees bases of the revised EEP	Targert date	30-Sep-14	Consultation with all relevant stake holders on the Draft Plan		Finalisation and submission of the final EEP to Council for Approval by 30 November 2014		Implementation of EEP. (Number of new employees bases on the EEP)		Implementation of EEP. (Number of new employees bases on the EEP)	



DEPARTMENT OF THE DEPUTY MUNICIPAL MANAGER CORPORATE SERVICES												
COMPONENT 3 - QUARTERLY PROJECTIONS OF SERVICE DELIVERY TARGETS AND PERFORMANCE INDICATORS FOR EACH VOTE												
	IDP	PERFORMANCE TARGET	UNIT OF MEASUREMENT	ANNUAL TARGET	QUARTER ENDING 30 SEPT		QUARTER ENDING 31 DEC		QUARTER ENDING 31 MARCH		QUARTER ENDING 30 JUNE	
					TARGET	ACTUAL	TARGET	ACTUAL	TARGET	ACTUAL	TARGET	ACTUAL
		<b>Employees Assistance Programe</b>										
5.1.1	4.4.2.3	To ensure provision of constructive assistance to employees and prevention of a decline of performance from employees with normally satisfying job performance and potential.	Number of proative programmes	4 programmes	Counselling employees to assist them with their problems and to achieve maintenance of productive performance. Quarterly report on EAP interventions undertaken		Provision of a programme promoting healthy lifestyles and coping skills. Quarterly report on EAP interventions undertaken		Training of frontline personnel (union representatives, supervisors and managers) Quarterly report on EAP interventions undertaken		Consultation to decision-makers in the management echelon concerning personnel utilisation Quarterly report on EAP interventions undertaken	
		<b>Labour Relations</b>										
6.1	4.1.3	Ensure that labour relations are strengthened and ensure the capacitation of organised labour and LLF.	Number of meetings	4 LLF meetings	Provisioning of structures to deal with Labour relations issues		Joint team building exercise with organised labour		Information sharing workshop on new collective agreements		Workshop on policies and procedures of Council relating to employees.	
6.2.1	4.1.3	To ensure representation of management in disciplinary and grievance internal processes, as well as mediation and arbitration proceedings.	% of investigations	100%	Report on grievances and prosecution of all disciplinary cases		Report on grievances and prosecution of all disciplinary cases		Report on grievances and prosecution of all disciplinary cases		Report on grievances and prosecution of all disciplinary cases	
		<b>Occupational Health and Safety (OHS)</b>										
7.1.1	4.4.2.1	To ensure workplace hazards are identified and associated risks are eliminated or controlled	planned workplace OHS inspections	100%	Number of planned workplace OHS inspections completed  Number of reported incidents investigated		Number of planned workplace OHS inspections completed  Number of reported incidents investigated		Number of planned workplace OHS inspections completed  Number of reported incidents investigated		Number of planned workplace OHS inspections completed  Number of reported incidents investigated	
7.1.2	4.4.2.1	To ensure safe systems of work and effective injury management practices are implemented	Implementation of OHS recommendations	100%	Implementation of OHS inspection recommendations  Number of incident investigation recommendations implemented		Implementation of OHS inspection recommendations  Number of incident investigation recommendations implemented		Implementation of OHS inspection recommendations  Number of incident investigation recommendations implemented		Implementation of OHS inspection recommendations  Number of incident investigation recommendations implemented	
7.2	4.4.2.1	To ensure employees are trained and educated and are actively involved in problem solving	Attendance	95%	Number of attendance at OHS committee meetings  Number of managers and supervisors trained in their role		Number of attendance at OHS committee meetings  Number of managers and supervisors trained in their role		Number of attendance at OHS committee meetings  Number of managers and supervisors trained in their role		Number of attendance at OHS committee meetings  Number of managers and supervisors trained in their role	
		<b>Training and Development</b>										
8.1	4.4.2.2	Ensure that all requirements to qualify for LGSETA disbursement of mandatory Grants be adhered to and roll-out training according to the training budget and approved Workplace Skills Plan and report quarterly progress to Council	100% compliance	100%	Submission of Workplace Skills Plan to Council and allocation of funds to departments according to Skills prioritisation model for 2012/2013 by 30 August 2012		50% Rolling out of training according to budget allocations		80% spending of the rollout of training as per prioritisation model		Submission of annual workplace skill report and Workplace Skills Plan for 2013/2014 by the 30 June 2013 to LGSETA	
8.2	4.4.2.2	Ensure provision of workshop on policies and procedures to Council employees and report quarterly progress to Council	100%	100%	Establishment of an annual schedule for policy review process in consultation with Legal services and Policy review committee and adoption by Council.		Workshop all Policies reviewed during the quarter		Workshop all Policies reviewed during the quarter		Workshop all Policies reviewed during the quarter	

## DEPARTMENT OF THE DEPUTY MUNICIPAL MANAGER CORPORATE SERVICES

## COMPONENT 3 - QUARTERLY PROJECTIONS OF SERVICE DELIVERY TARGETS AND PERFORMANCE INDICATORS FOR EACH VOTE

	IDP	PERFORMANCE TARGET	UNIT OF MEASUREMENT	ANNUAL TARGET	QUARTER ENDING 30 SEPT		QUARTER ENDING 31 DEC		QUARTER ENDING 31 MARCH		QUARTER ENDING 30 JUNE	
					TARGET	ACTUAL	TARGET	ACTUAL	TARGET	ACTUAL	TARGET	ACTUAL
		<b>Management Information Services</b>										
9.1	4.2	Ensure that reported ICT incidents are promptly attended to and resolved without delay.	Quarterly report	Quarterly report	Devise and implement a method to obtain monthly statistics on calls logged and resolved	Target achieved  The ICT Section has a Helpdesk System implemented where calls are logged and assigned to technicians. The system is also used for printing of weekly and monthly reports and statistics on calls logged.  The report from the Helpdesk System is submitted to the ICT Steering Committee for consideration on a monthly basis. The following are monthly reports:  1. 18 July 2014 : DMS 977397 2. 22 August 2014 : RPT 156734 3. 25 September 2014 : DMS 993388	Achieve 90% resolution on logged ICT incidents and report on a monthly basis to ICT Steering Committee.  Report to Council on a Quarterly basis		Achieve 90% resolution on logged ICT incidents and report on a monthly basis to ICT Steering Committee.  Report to Council on a Quarterly basis		Achieve 90% resolution on logged ICT incidents and report on a monthly basis to ICT Steering Committee.  Report to Council on a Quarterly basis	
9.2.1	4.2	Ensure ICT infrastructure and systems availability through implementation of effective ICT Continuity and Disaster Recovery Plan	Quarterly report	Quarterly report	Design and approve project plans for backup solution and server environment migration as per ICT tenders.	Target achieved.  DMS 889152 contains the project plan for the systems migration and backup environment.	Implement backup solution.  Complete server environment migration.		Design and approve project plans for activation of Disaster Recovery Centre in Empangeni		Implement and activate Disaster Recovery Centre in Empangeni	
<b>10</b>		<b>Organisation Development and Change Management</b>										
10.1	4.1	Establish systems and measures to manage any potential change in the organisational culture or systems by 30 June 2013	100%	Quarterly report	Report progress on change management interventions undertaken		One change management project completed Report progress on change management interventions undertaken		Report progress on change management interventions undertaken		One change management project completed	
10.2	4.1	Ensure briefing of Council on issues of: • Job Evaluation • Wage curves • Categorisation	Quarterly report	100%	Quarterly report progress		Quarterly report progress		Quarterly report progress		Quarterly report progress	

DEPARTMENT OF THE DEPUTY MUNICIPAL MANAGER CITY DEVELOPMENT												
SDBIP COMPONENT 3 - QUARTERLY PROJECTIONS OF SERVICE DELIVERY TARGETS AND PERFORMANCE INDICATORS FOR EACH VOTE												
	IDP	PERFORMANCE TARGET	UNIT OF MEASUREMENT	ANNUAL TARGET	QUARTER ENDING 30 SEPT		QUARTER ENDING 31 DEC		QUARTER ENDING 31 MARCH		QUARTER ENDING 30 JUNE	
					TARGET	ACTUAL	TARGET	ACTUAL	TARGET	ACTUAL	TARGET	ACTUAL
<b>1</b>		<b>Land Use Planning and Management</b>										
1.1	3.2.1.2	Report quarterly to the Planning Portfolio Committee on the number of building plans evaluated and approved. 70% of building plans received must be processed within the prescribed period of 30 days (small buildings) 60 days (large buildings) period, quarterly	Quarterly reports to 2015/06/30	70%	70% building plans processed	Quarterly Report RPT157013 to serve at Portfolio City Development 30 October 2014	70% processed		70% processed		70% processed	
1.2	3.2.1.3	Ensure 70% of town planning ordinance special consent and rezoning applications processed within the specified timeframe and report quarterly to the Planning Portfolio Committee	Quarterly reports to 2015/06/30	70%	70% of town planning ordinance special consent and rezoning applications processed	Quarterly Report RPT156837 to serve at Portfolio City Development 30 October 2014	70% of town planning ordinance special consent and rezoning applications processed		70% of town planning ordinance special consent and rezoning applications processed		70% of town planning ordinance special consent and rezoning applications processed	
1.3	3.2	Finalise the first review of the uMhlathuze Land Use Management System (LUMS) by Council by 30 June 2015	LUMS status reports up to 2015/06/30	4 x Quarterly reports	Submit a report to Council to obtain in principle approval	Quarterly Report RPT156664 to serve at Portfolio City Development 30 October 2014	Finalise Planning Development Application (PDA) procedure		Finalise PDA procedure		Adoption of Amended uMhlathuze Land Use Scheme	
1.4	3.2.1.1	Ensure 90% of Planning and Development Act applications processed within the specified timeframe and report quarterly to the Planning Portfolio Committee	Quarterly reports to 2015/06/30	90% of Planning and Development Act applications processed	90% application processed	Quarterly Report RPT156837 to serve at Portfolio City Development 30 October 2014	90% application processed		90% application processed		90% application processed	
<b>2</b>		<b>Environmental Planning</b>										
2.1	3.2.2	Review of Municipal Open Space system and compilation of policy on Open Space System by 30 June 2015	Quarterly progress reports up to 2015/06/30	Submit report	50% completed with Review	Assessment of Open Spaces - DMS 996621; Draft MOSS Review Report - DMS 996629	100% completed with Review		Draft policy		Final policy adoption by Council	
2.2	3.2.2	Draft and submit an Environmental Management System Operating Procedure and Policy for Council approval by 30 June 2015	Quarterly progress reports up to 2015/06/31	Submit report	50% completed with EIA and operating procedures	EIA Policy and Procedure for Internal applications - DMS 996632; EIA Procedure for Reviewing External applications - 996633	100% completed with EIA and operating procedures		Report to Council for consideration and comment		Final for adoption by Council	
<b>3</b>		<b>Spatial Development</b>										
3.1	3.2.1	Preparation and submission of Business Plans to fund 4 (four) catalytic projects identified in the implementation plan by 30 June 2014	Quarterly progress reports up to 2015/06/30	Quarterly report	Analyse EMP CBD revitalisation plan and identify and prioritize potential catalytic projects	Quarterly Report RPT157019 to serve at Portfolio City Development 30 October 2014	Consultation with potential funders and stakeholders		Report to Council on four catalytic projects identified		Approval of four catalytic projects by Council	
3.2	3.2.1	Perform the following processes for the Hillview Extention by 30 June 2015: a) Traffic Impact Assessment b) Obtain estimated costs for engineering services and property valuations. c) Final assessment - Feasibility d) EIA e) Finalise layout and obtain approval to commence with the PDA (Planning Development Act) process	Quarterly progress reports up to 2015/06/30	Quarterly report	Finalize Traffic Impact Assessment by 30 Sept 2014	Quarterly Report RPT157019 to serve at Portfolio City Development 30 October 2014 DMS992752 Hillview Traffic Assessment	Obtain estimated costs for engineering services and valuation of properties by 31 Dec 2014		Report to Council – Feasibility of Project		Initiate an EIA for the installation of services (if project is feasible and dependent on budget restraints)	
3.3	3.2.2	Implementation of 2014 SDF Review and perform annual SDF review together with IDP for 2015/2016 by 30 June 2015	Quarterly progress reports up to 2015/06/30	Submit report	Preliminary plan for refinement of SDF implementation	Quarterly Report RPT157019 to serve at Portfolio City Development 30 October 2014 RPT156436 - final draft; DMS974071 and DMS987706	Long terms cost benefit analysis for the future Airport and Cemetery		5 year plan to accommodate Council's service delivery installations		Review 2015/2016 SDF together with the IDP	
3.4	3.2.1	Finalize PDA for Township Establishment for Mzingazi/Meerensee 5 by 30 June 2015.	Quarterly progress reports up to 2015/06/29	Submit report	Submit draft layout for in-principle approval	RPT156710 prepared and in comments folder	Commence with PDA		Finalise PDA Application		Finalise PDA Application	
3.5	3.2.1	Finalize PDA for Township Establishment for Mzingazi Commercial Node by 30 June 2015.	Quarterly progress reports up to 2015/06/30	Submit report	Submit draft layout for in-principle approval	RPT156517 prepared and in comments folder	Commence with PDA		Finalise PDA Application		Finalise PDA Application	
3.6	3.2.1	Finalize PDA for Township Establishment for Mandlazini/Airport Buffer Strip by 30 June 2015.	Quarterly progress reports up to 2015/06/31	Submit report	Submit draft layout for in-principle approval	RPT153994 in process of being completed	Commence with PDA		Finalise PDA Application		Finalise PDA Application	
3.7	3.2.1	Commence with Township Establishment for Mandlazini Commercial Node by 30 June 2015.	Quarterly progress reports up to 2015/06/30	Submit report	Submit draft layout for in-principle approval	RPT155938 prepared and in comments folder	Commence with PDA		Finalise PDA Application		Finalise PDA Application	

DEPARTMENT OF THE DEPUTY MUNICIPAL MANAGER CITY DEVELOPMENT												
SDBIP COMPONENT 3 - QUARTERLY PROJECTIONS OF SERVICE DELIVERY TARGETS AND PERFORMANCE INDICATORS FOR EACH VOTE												
	IDP	PERFORMANCE TARGET	UNIT OF MEASUREMENT	ANNUAL TARGET	QUARTER ENDING 30 SEPT		QUARTER ENDING 31 DEC		QUARTER ENDING 31 MARCH		QUARTER ENDING 30 JUNE	
					TARGET	ACTUAL	TARGET	ACTUAL	TARGET	ACTUAL	TARGET	ACTUAL
<b>4</b>		<b>Human Settlement</b>										
4.1	3.4.2	a.) Refurbishment of H396 (Block A and B) b.) Appointment of contractor to undertake refurbishment of H396 (Block C, D & E). c.) Appointment of contractor to undertake Landscaping of all hostels. d.) Appointment of contractor for the replacement of asbestos roof in 5 hostels (H862, H395, J1083, J223 & J1169)	Quarterly progress reports up to 2015/06/30	Submit quarterly reports	Report on progress b) Initiate the SCM tender process d) Initiate the SCM tender process c) Initiate the SCM tender process	a) RPT157024; 46% progress; b) Only scheduled for 2nd quarter: c + d) RPT156713 - report drafted to serve at Portfolio Committee, currently on comments folder	Report on progress Initiate the SCM tender process Appointment of a contractor Appointment of a contractor		Completion of H396 block A & B Appointment of the contractor Report on progress Report on progress		Completed Report on progress Report on progress Report on progress	
4.2	3.4.2	Ensure the annual review of the human settlements plan by 30 June 2015	Quarterly progress reports up to 2015/06/30	Submit quarterly reports	Results of the gap analysis	DMS963731 - drafted	Results of analysis and update information		Draft plan submitted to Council		Final plan approved	
4.3	3.4.2	a.) Monitor progress with the construction of 1080 housing units by 30 June 2015 at Dube, Bhejane, Madlebe and Mkhwanazi. b.) Quarterly progress reports to be submitted to Council	Quarterly progress reports up to 2015/06/30	Submit quarterly reports	270 housing units constructed	Quarterly progress report RPT157022 to serve at Portfolio 30/9/2014; a) 309 units completed at Dube, Bhejane and Madlebe: 952 houses completed at Mkhwanazi, 48 outstanding to be completed by end June 2015.	270 housing units constructed		270 housing units constructed		270 housing units constructed	
<b>5</b>		<b>Business Support, Markets &amp; Tourism</b>										
5.1	3.1.1	a) To compile Investment marketing DVD b) To compile Investment marketing brochure	Quarterly reports to 2015/06/30	Quarterly report	Initiate the SCM tender process Appointment of a contractor	<b>This item is not to be included and must be removed</b>	Report progress on DVD and marketing brochure		Report progress on DVD and marketing brochure		Finalise and submit DVD and marketing brochure	
5.2	3.1.1	To place uMhlathuze advertisements in two publications, one in the KZN tourism magazine and one publication in a national tourism magazine together with active websites	Tender documentation up to 2015/06/30	Quarterly report	Initiate the SCM tender process	<b>This item is not to be included and must be removed</b>	Appointment of service provider		Approval of art work of publications		Finalise advertisements	
5.3	3.1.5	Ensure the hosting of an Agricultural Market Day by cooperatives by 31 December 2014	Evidence that event took place by 2014/12/31	Submit report	Plan and consult with cooperatives	Meeting held with farmers 2/9/2014 (DMS990008 minutes; DMS995273 attendance register)	Host agricultural market day					
5.4	3.1.5	Implement a mentorship programme for aspirant entrepreneurs	Tender documentation up to 2015/06/30	Quarterly report	Plan and consult with traders Initiate the SCM tender process	a) Consultation held 5/8/2014, DMS995266 attendance register b) Service Provider appointed 15/8/2014 to conduct Mentorship Programme - Quarterly Report RPT157022	Appointment of service provider Commence with programme		Progress on programme		Progress on programme	
5.5	3.1.5	Electronically market (LED screens, monitors placed at all rates halls) at least 10 small businesses	Tender documentation up to 2015/06/30	Submit report	Advertise to identify interested SMME's	Advertisement published in Zululand Observer 8/8/2014, List of interested SMME's on DMS988490; Quarterly Report RPT157022	Initiate the SCM tender process for the designing of electronic display layout		Appoint service provider for designing of electronic display layout		finalise and publish advertisements on the LED screens and monitors	
5.6	3.1.5	To ensure that Tourism Product owners receive 2 (two) industry related trainings /workshops by 30 June 2015	Proof of Tourism Summit by 2014/12/31 and report back to Council	Submit report	Analyse tourism product owners needs	Tourism training needs identified and training to commence in second quarter	Initiate the SCM tender process for finalising logistics for the event		Host training/ workshops		Report back to Council on tourism product owners training/ workshops	
<b>6</b>		<b>Property Administration</b>										
6.1	3.3.1	Ensure preparation & valuation of land where a formal township establishment processes have been completed in accordance with Council's approved policy and make erven available to CFO (SCM) market to the value of not less than R40m by 30 June 2015	Tender documentation up to 2015/06/30	Quarterly report	Initiate the SCM tender process for advertising of land	Purification of "available site register". Progress on Land Sales available on RPT157020.	Marketing to the value of 20M		Advertisements for alienation		Marketing to the value of 20M	

DEPARTMENT OF THE DEPUTY MUNICIPAL MANAGER CITY DEVELOPMENT												
SDBIP COMPONENT 3 - QUARTERLY PROJECTIONS OF SERVICE DELIVERY TARGETS AND PERFORMANCE INDICATORS FOR EACH VOTE												
	IDP	PERFORMANCE TARGET	UNIT OF MEASUREMENT	ANNUAL TARGET	QUARTER ENDING 30 SEPT		QUARTER ENDING 31 DEC		QUARTER ENDING 31 MARCH		QUARTER ENDING 30 JUNE	
					TARGET	ACTUAL	TARGET	ACTUAL	TARGET	ACTUAL	TARGET	ACTUAL
<b>7</b>		<b>Outdoor Advertising</b>										
7.1	3.3.3	Implement 10 signs or more in the townships namely eSikhaleni and Ngwelezane and Five community signs to be erected at the municipal offices with community messaging in these areas by 30 June 2015..	Tender documentation up to 2015/06/30	Submit quarterly reports	Initiate the SCM tender process for suitable service providers	RPT157030 quarterly report - this tender 8/2/1/559 expires January 2016	Appoint suitable service providers		Implementation number of street names, designed, supplied, erected and maintained		Implementation number of street names, designed, supplied, erected and maintained	
7.2	3.3.3	Initiate the Promotion of municipal services, by-laws, and services requirements, compliance, municipal contact number, service faults, etc. by advertising on litter bins by 30 June 2015.	Tender documentation up to 2015/06/30	Submit quarterly reports	Initiate SCM tender process for suitable service providers	RPT157030 quarterly report - this tender 8/2/1/680 expires December 2018	Appoint suitable service providers		Implementation		Implementation	
7.3	3.3.3	Ensure the placement of Billboards on the corner of Bullion Boulevard in front of Bay Plaza as well as on the Corner of East Central Arterial - New Extension Road	Tender documentation up to 2015/06/30	Submit quarterly reports	Initiate SCM tender process for suitable service providers	RPT157030 quarterly report - this tender 8/2/1/605 contract for 5 years	Appoint suitable service providers		Erection of Billboards		Erection of Billboards	
7.4	3.3.3	Ensure the introduction of composite signs at industrial areas for small business by 30 June 2015	Tender documentation up to 2015/06/30	Tenders completed by 31 Dec 2015	Initiate SCM tender process for suitable service providers	RPT157030 quarterly report - this tender 8/2/1/790 expires December 2018	Appoint suitable service providers		Erection of Composite signs		Erection of Composite signs	
<b>8</b>		<b>Strategically Manage the City Development Department</b>										
8.1	4.1	Hold monthly meetings with departmental management informing them of Council resolutions impacting on the Department and keep record of minutes of meetings to communicate with staff and present evidence to Performance evaluation panel	Quarterly reports to Evaluation panel up to 2015/06/30	12 agendas/minutes of dept. meetings held	3 copies of minutes and agenda	23 July 2014 - DMS 978972; 14 August 2014 - DMS 984617; 28 August 2014 - DMS 986863; 11 September 2014 - DMS992334	3 copies of minutes and agenda		3 copies of minutes and agenda		3 copies of minutes and agenda	
8.2	1.1.1	Respond to all internal and external audit enquiries and other general enquiries and implement all approved recommendations within 30 days unless there is reason why implementation is not possible, in which case an agreed extended date to be agreed with and approved by the CM to ensure an unqualified audit report relating to the DMM CD area of responsibility	Quarterly reports to Evaluation panel up to 2015/06/30	Strive to zero queries	Quarterly report	No audit queries	Quarterly report		Implementation of recommendations within 30 days		Implementation of recommendations within 30 days	
8.3	1.1.1	Ensure that departmental risk identified in the organisation risk assessment register is attended to, update and report quarterly risk assessment register. (i.e. Informal settlements and land invasion outside formalised areas, availability of land for development, informal trading and non-compliance with town planning schemes and regulations)	Quarterly updated risk assessment registers to 30 June 2015	Quarterly report	Quarterly risk assessment register	Register submitted and approved by Enterprise Risk Management Committee meeting dated 22 July 2014	Quarterly risk assessment register		Quarterly risk assessment register		Quarterly risk assessment register	

SERVICE DELIVERY BUDGET IMPLEMENTATION PLAN - COMPONENT 4 - CAPITAL																			
VOTE			ASSET CLASS	DETAILED PROJECT DESCRIPTION	FIN	DEPT	NEW/ REPLAC EMENT	MULTI/ SINGLE YEAR PROJECT	DEPUTY MUNICIPAL MANAGER	RESPONSIBLE HEAD OF SECTION	EXECUTING HEAD OF SECTION	EXECUTING MANAGER	WARD LOCATION	WARD BENEFITTING	IDP STRAT EGY	IDP PROG	ROLL OVERS	ADOPTED 2014/2015	ADOPTED 2014/2015 INCLUDING ROLL OVERS
209	532	03	LAND AND BUILDINGS	NEW BUILDING MZINGAZI CLINIC - BUILT-IN CUPBOARDS	CRR	DCSH	N	S	OLIPHANT M	DLADLA Z	MBHAMALI B	NDWANDA N	1	1	2	2.4.2	-	-	-
209	544	04	OFFICE FURNITURE	FURNITURE - MZINGAZI CLINIC	CRR	DCSH	N	S	OLIPHANT M	DLADLA Z	DLADLA Z	WHITE P	1	1	2	2.4.2	60 900	-	60 900
233	532	13	LAND AND BUILDINGS	ESTABLISHMENT TRANSFER STATION MZINGAZI AGRI-VILLAGE	CRR	DCSH	N	M	OLIPHANT M	DLADLA Z	MBHAMALI B	NDWANDA N	1	1	2	2.4.1	468 000	500 000	968 000
216	632	21	LAND AND BUILDINGS	REVAMP - MZINGAZI HALL	EFF	DCS	N	M	KUNENE M	KUNENE M	KUNENE M	MBHAMALI B	1	1	2	2.6.3.3	-	-	-
234	632	16	LAND AND BUILDINGS	MZINGAZI VILLAGE SEWER PROJECT (COUNTER FUNDING)	EFF	I & TS	N	M	GOPANE T	PUPUMA Z	MBHAMALI B	MBHAMALI B	1	1	2	2.1	-	-	-
213	544	01	OFFICE FURNITURE	CITY DEVELOPMENT	CRR	CD	N	S	MBATHA S	MBATHA S	MBATHA S	MADUMA SP	1	ALL WARDS	1	1.1.2	-	168 000	168 000
219	532	84	LAND AND BUILDINGS	RE-DESIGNING OFFICE SPACE	CRR	CD	N	S	MBATHA S	MBATHA S	MBATHA S	MADUMA SP	1	ALL WARDS	3	3.2	-	100 000	100 000
237	532	06	LAND AND BUILDINGS	ABLUTION FACILITIES AT NAVAL ISLAND	CRR	I & TS	N	S	GOPANE T	MBHAMALI B	MBHAMALI B	NDWANDA N	1	ALL WARDS	2	2.4.3	-	1 000 000	1 000 000
205	532	07	LAND AND BUILDINGS	RICHARDS BAY FIRE BRIGADE - STRUCTURAL UPGRADES, CARPORTS AND ACCESS GATE	CRR	DCSH	N	M	OLIPHANT M	DLADLA Z	MBHAMALI B	NDWANDA N	2	2	1	1.4.1	274 800	200 000	474 800
205	532	08	LAND AND BUILDINGS	70 X PERSONNEL LOCKERS	CRR	DCSH	N	S	OLIPHANT M	DLADLA Z	DLADLA Z	VUMBA A	2	2	1	1.4.1	-	-	-
205	544	02	OFFICE FURNITURE	FIRE SERVICES	CRR	DCSH	N	S	OLIPHANT M	DLADLA Z	DLADLA Z	VUMBA A	2	2	1	1.4.1	-	-	-
209	544	01	OFFICE FURNITURE	FURNITURE - RICHARDS BAY CLINIC	CRR	DCSH	N	S	OLIPHANT M	DLADLA Z	DLADLA Z	WHITE P	2	2	2	2.4.2	-	68 000	68 000
209	636	01	MACHINERY AND EQUIPMENT	EQUIPMENT - MATERNITY SECTION	EFF	DCSH	N	S	OLIPHANT M	DLADLA Z	DLADLA Z	WHITE P	2	2	2	2.4.2	-	34 800	34 800
210	532	5	LAND AND BUILDINGS	UPGRADE ALARMS	CRR	DCSH	N	S	OLIPHANT M	DLADLA Z	DLADLA Z	VUMBA A	2	2	1	1.4.3	64 000	-	64 000
212	532	03	LAND AND BUILDINGS	AMENDMENTS TO STRONGROOM AND EYE ARE	CRR	DCSH	N	M	OLIPHANT M	DLADLA Z	MBHAMALI B	NDWANDA N	2	2	1	1.4.2.2	20 000	30 000	50 000
219	532	136	LAND AND BUILDINGS	5 x AIRCONDITIONERS (REFUSE SECTION)	CRR	DCSH	R	S	OLIPHANT M	DLADLA Z	MBHAMALI B	NDWANDA N	2	2	2	2.4.1	-	30 000	30 000
219	532	137	LAND AND BUILDINGS	EXTENSION OF TRACK WASHER ROOM (REFUSE)	CRR	DCSH	N	S	OLIPHANT M	DLADLA Z	MBHAMALI B	NDWANDA N	2	2	2	2.4.1	-	50 000	50 000
219	532	150	LAND AND BUILDINGS	PARTITIONING OF SUPERVISORS OFFICE : ALTON DEPOT (REFUSE)	CRR	DCSH	N	S	OLIPHANT M	DLADLA Z	MBHAMALI B	NDWANDA N	2	2	2	2.4.1	-	100 000	100 000
233	536	12	MACHINERY AND EQUIPMENT	TRUCK WASHING EQUIPMENT	CRR	DCSH	N	S	OLIPHANT M	DLADLA Z	DLADLA Z	VUMBA A	2	2	2	2.4.1	-	40 000	40 000
233	544	01	OFFICE FURNITURE	REPLACEMENT OF DESKS AND CHAIRS	CRR	DCSH	R	S	OLIPHANT M	DLADLA Z	DLADLA Z	MASANGO Z	2	2	2	2.4.1	-	73 000	73 000
204	544	06	OFFICE FURNITURE	R/BAY LIBRARY - REPL TABLES AND CHAIRS	CRR	DCSH	R	S	OLIPHANT M	VAN BILJON E	VAN BILJON E	MASHABA N	2	2	2	2.6.3.1	-	16 000	16 000
204	544	08	OFFICE FURNITURE	BRACKENHAM LIBRARY - STUDY TABLES	CRR	DCSH	N	S	OLIPHANT M	VAN BILJON E	VAN BILJON E	MASHABA N	2	2	2	2.6.3.1	-	7 000	7 000
204	632	06	LAND AND BUILDINGS	AIRCONDITIONER R/BAY LIBRARY	EFF	DCSH	N	M	OLIPHANT M	VAN BILJON E	MBHAMALI B	NDWANDWA N	2	2	2	2.6.3.1	-	30 000	30 000
204	632	08	LAND AND BUILDINGS	R/ BAY LIBRARY - EXTENSION AUTOMATED FRONT DOOR	EFF	DCSH	N	M	OLIPHANT M	VAN BILJON E	MBHAMALI B	NDWANDWA N	2	2	2	2.6.3.1	-	80 000	80 000
224	632	20	LAND AND BUILDINGS	REPLACEMENT OF CRICKET NETS AND MATS AT SPORT COMPLEX	EFF	DCSH	N	M	OLIPHANT M	VAN BILJON E	VAN BILJON E	NGIDI D	2	2	2	2.6.2.2	-	100 000	100 000

VOTE			ASSET CLASS	DETAILED PROJECT DESCRIPTION	FIN	DEPT	NEW/REPLACEMENT	MULTI/SINGLE YEAR PROJECT	DEPUTY MUNICIPAL MANAGER	RESPONSIBLE HEAD OF SECTION	EXECUTING HEAD OF SECTION	EXECUTING MANAGER	WARD LOCATION	WARD BENEFITTING	IDP STRATEGY	IDP PROG	ROLL OVERS	ADOPTED 2014/2015	ADOPTED 2014/2015 INCLUDING ROLL OVERS
224	632	21	LAND AND BUILDINGS	IRRIGATION SYSTEM AT CENTRAL SPORT COMPLEX	EFF	DCSH	N	M	OLIPHANT M	VAN BILJON E	VAN BILJON E	NGIDI D	2	2	2	2.6.2.2	-	200 000	200 000
224	632	24	LAND AND BUILDINGS	UPGRADE DEPOT AT CENTRAL SPORT COMPLEX	EFF	DCSH	N	M	OLIPHANT M	VAN BILJON E	MBHAMALI B	NDWANDWA N	2	2	2	2.6.2.2	-	100 000	100 000
227	536	0	MACHINERY AND EQUIPMENT	BEACH EQUIPMENT	CRR	DCSH	R	S	OLIPHANT M	VAN BILJON E	VAN BILJON E	NGIDI D	2	2	2	2.6.2.2	-	20 000	20 000
227	536	03	MACHINERY AND EQUIPMENT	FRIDGE, STOVE	CRR	DCSH	R	S	OLIPHANT M	VAN BILJON E	VAN BILJON E	NGIDI D	2	2	2	2.6.2.2	-	8 000	8 000
205	536	x	MACHINERY AND EQUIPMENT	REPLACEMENT OF GYM EQUIPMENT	CRR	DCSH	N	S	OLIPHANT M	DLADLA Z	DLADLA Z	VUMBA A	2,24	ALL WARDS	1	1.4.1	-	-	-
205	536	x	MACHINERY AND EQUIPMENT	1 x EXTENSION LADDER -2 TO 3 SECTION 10m TO 15m	CRR	DCSH	N	S	OLIPHANT M	DLADLA Z	DLADLA Z	VUMBA A	2	ALL WARDS	1	1.4.1	-	-	-
205	536	x	MACHINERY AND EQUIPMENT	GAS MONITOR	CRR	DCSH	N	S	OLIPHANT M	DLADLA Z	DLADLA Z	VUMBA A	2	ALL WARDS	1	1.4.1	-	-	-
205	536	x	MACHINERY AND EQUIPMENT	RADIATION MONITOR	CRR	DCSH	N	S	OLIPHANT M	DLADLA Z	DLADLA Z	VUMBA A	2	ALL WARDS	1	1.4.1	-	-	-
205	536	x	MACHINERY AND EQUIPMENT	1 x SMOKE GENERATOR	CRR	DCSH	N	S	OLIPHANT M	DLADLA Z	DLADLA Z	VUMBA A	2	ALL WARDS	1	1.4.1	-	-	-
205	536	x	MACHINERY AND EQUIPMENT	6 x MULTIPURPOSE NOZZLE (BRANCHES)	CRR	DCSH	N	S	OLIPHANT M	DLADLA Z	DLADLA Z	VUMBA A	2,24	ALL WARDS	1	1.4.1	-	-	-
205	536	x	MACHINERY AND EQUIPMENT	8 x EDUCTOR AND FOAM NOZZLE	CRR	DCSH	N	S	OLIPHANT M	DLADLA Z	DLADLA Z	VUMBA A	2, 24	ALL WARDS	1	1.4.1	-	-	-
205	536	x	MACHINERY AND EQUIPMENT	DECONTAMINATION SHOWER SET	CRR	DCSH	N	S	OLIPHANT M	DLADLA Z	DLADLA Z	VUMBA A	2	ALL WARDS	1	1.4.1	-	-	-
227	544	02	OFFICE FURNITURE	DESKS,CHAIRS & CUPBOARDS	CRR	DCSH	R	S	OLIPHANT M	VAN BILJON E	VAN BILJON E	NGIDI D	2	2	2	2.6.2.2	3 000	10 000	13 000
227	636	03	MACHINERY AND EQUIPMENT	BEACH EQUIPMENT - MALIBU BOARDS	EFF	DCSH	R	S	OLIPHANT M	VAN BILJON E	VAN BILJON E	NGIDI D	2	2	2	2.6.2.2	-	-	-
255	532	29	LAND AND BUILDINGS	HYDRA 132 KV SUBSTATION	CRR	I & TS	N	M	GOPANE T	GOPANE T	GOPANE T	MOKOENA C	2	2	2	2.2	255 800	-	255 800
255	632	42	LAND AND BUILDINGS	HYDRA 132 KV SUBSTATION	EFF	I & TS	R	M	GOPANE T	GOPANE T	GOPANE T	MOKOENA C	2	2	2	2.2	4 068 700	-	4 068 700
255	672	18	ELECTRICITY SUPPLY	HYDRA 132KV SUPPLY (APPOINTMENT OF CONSULTANT)	EFF	I & TS	N	M	GOPANE T	GOPANE T	GOPANE T	MOHAPI D	2	2	2	2.2	-	403 000	403 000
205	632	x	LAND AND BUILDINGS	EMPANGENI FIRE STATION - EXTENSION FIRE ENGINE MACHINE BAY	EFF	DCSH	N	M	OLIPHANT M	DLADLA Z	MBHAMALI B	NDWANDA N	24	ALL WARDS	1	1.4.1	-	-	-
205	636	x	MACHINERY AND EQUIPMENT	EMPANGENI AND RICHARDS BAY FIRE STATION - GYM EQUIPMENT	EFF	DCSH	N	M	OLIPHANT M	DLADLA Z	DLADLA Z	VUMBA A	2 & 24	ALL WARDS	1	1.4.1	-	-	-
205	636	x	MACHINERY AND EQUIPMENT	SPECIALISED EQUIPMENT - ROPES FOR RESCUE AND ACCESORIES	EFF	DCSH	N	S	OLIPHANT M	DLADLA Z	DLADLA Z	VUMBA A	2,24	ALL WARDS	1	1.4.1	-	-	-
222	672	82	STREETS AND STORMWATER	STORM WATER PIPE JACKING UNDER NORTH CENTRAL ARTERIAL	EFF	I & TS	N	M	GOPANE T	NAIDOO JK	NAIDOO JK	ZAIRE A	2	2	2	2.3	-	200 000	200 000
205	536	36	MACHINERY AND EQUIPMENT	1 x HYDRAULIC JACK	CRR	DCSH	N	S	OLIPHANT M	DLADLA Z	DLADLA Z	VUMBA A	2	ALL WARDS	1	1.4.1	-	27 900	27 900
219	632	134	LAND AND BUILDINGS	WESTERN SERVICES DEPOT - REFURBISHMENT	EFF	DCS	R	M	KUNENE M	KUNENE M	KUNENE M	MBHAMALI B	2	ALL WARDS	2	2.6.3.3	-	150 000	150 000
262	536	07	MACHINERY AND EQUIPMENT	WATER QUALITY COMPLIANCE	CRR	I & TS	N	M	GOPANE T	PUPUMA Z	PUPUMA Z	MAHARAJ N	2	ALL WARDS	2	2.1.3	-	1 300 000	1 300 000
234	632	28	LAND AND BUILDINGS	DOUBLING SECTION OF MAIN OUTFALL SEWER ARBORETUM MACERATOR	EFF	I & TS	N	M	GOPANE T	MBHAMALI B	PUPUMA Z	NHLEKO M	2	1,2,3,4	2	2.1	3 300 000	2 300 000	5 600 000
255	972	01	ELECTRICITY SUPPLY	IDZ 1A -10MVA	PUB	I & TS	N	M	GOPANE T	GOPANE T	GOPANE T	MOHAPI D	2	1,4,6,8,16,17,20,24,26,28	2	2.2	11 182 000	-	11 182 000



VOTE			ASSET CLASS	DETAILED PROJECT DESCRIPTION	FIN	DEPT	NEW/REPLACEMENT	MULTI/SINGLE YEAR PROJECT	DEPUTY MUNICIPAL MANAGER	RESPONSIBLE HEAD OF SECTION	EXECUTING HEAD OF SECTION	EXECUTING MANAGER	WARD LOCATION	WARD BENEFITTING	IDP STRATEGY	IDP PROG	ROLL OVERS	ADOPTED 2014/2015	ADOPTED 2014/2015 INCLUDING ROLL OVERS
208	636	x	MACHINERY AND EQUIPMENT	HEALTH - VARIOUS	EFF	DCSH	N	S	OLIPHANT M	DLADLA Z	DLADLA Z	ROSELT J	2	ALL WARDS	2	2.4.3	-	-	-
227	832	05	LAND AND BUILDINGS	TOURISM DEVELOPMENT	GOV - PROV (RO)	CD	N	M	MBATHA S	MBATHA S	MBATHA S	MADUMA SP	2	ALL WARDS	3	3.1.5	9 008 300	-	9 008 300
205	536	33	MACHINERY AND EQUIPMENT	PPE WASHING MACHINE	CRR	DCSH	N	S	OLIPHANT M	DLADLA Z	DLADLA Z	VUMBA A	2	ALL WARDS	1	1.4.1	-	9 000	9 000
205	536	35	MACHINERY AND EQUIPMENT	1 x OXY ACETYLENE EQUIPMENT	CRR	DCSH	N	S	OLIPHANT M	DLADLA Z	DLADLA Z	VUMBA A	2	ALL WARDS	1	1.4.1	-	26 400	26 400
205	536	37	MACHINERY AND EQUIPMENT	1 x PITOT TUBE	CRR	DCSH	N	S	OLIPHANT M	DLADLA Z	DLADLA Z	VUMBA A	2	ALL WARDS	1	1.4.1	-	30 000	30 000
205	536	38	MACHINERY AND EQUIPMENT	1 x POSITIVE PRESSURE VENTILATING MACHINE	CRR	DCSH	N	S	OLIPHANT M	DLADLA Z	DLADLA Z	VUMBA A	2	ALL WARDS	1	1.4.1	-	40 000	40 000
205	536	39	MACHINERY AND EQUIPMENT	1 x PNEUMATIC CHISEL SETS TOOL	CRR	DCSH	N	S	OLIPHANT M	DLADLA Z	DLADLA Z	VUMBA A	2	ALL WARDS	1	1.4.1	-	40 000	40 000
205	536	43	MACHINERY AND EQUIPMENT	1 x PORTABLE PUMP	CRR	DCSH	N	S	OLIPHANT M	DLADLA Z	DLADLA Z	VUMBA A	2	ALL WARDS	1	1.4.1	-	175 000	175 000
205	632	07	LAND AND BUILDINGS	2 x CONTAINERS FOR STRUCTURAL FIRE FIGHTING	EFF	DCSH	N	S	OLIPHANT M	DLADLA Z	DLADLA Z	VUMBA A	2	ALL WARDS	1	1.4.1	40 000	-	40 000
205	632	08	LAND AND BUILDINGS	RICHARDS BAY FIRE STATION - PLAN AND CONSTRUCT PHASE ONE	EFF	DCSH	N	M	OLIPHANT M	DLADLA Z	MBHAMALI B	NDWANDA N	2	ALL WARDS	1	1.4.1	-	327 700	327 700
208	532	06	LAND AND BUILDINGS	REPLACEMENT OF BLINDS IN OFFICES AND TOILET FACILITIES	CRR	DCSH	R	S	OLIPHANT M	DLADLA Z	DLADLA Z	ROSELT J	2	ALL WARDS	2	2.4.3	-	15 000	15 000
208	532	07	LAND AND BUILDINGS	REPLACEMENT OF 6 STAND ALONE AIRCONDITIONERS	CRR	DCSH	R	S	OLIPHANT M	DLADLA Z	MBHAMALI B	NDWANDA N	2	ALL WARDS	2	2.4.3	-	62 000	62 000
208	536	01	MACHINERY AND EQUIPMENT	HEALTH - VARIOUS	CRR	DCSH	R	S	OLIPHANT M	DLADLA Z	DLADLA Z	WHITE P	2	ALL WARDS	2	2.4.3	-	25 000	25 000
209	536	x	MACHINERY AND EQUIPMENT	EQUIPMENT - MZINGAZI CLINIC	CRR	DCSH	N	M	OLIPHANT M	DLADLA Z	DLADLA Z	WHITE P	1	1	2	2.4.2	-	-	-
208	536	02	MACHINERY AND EQUIPMENT	AIR POLLUTION EQUIPMENT	CRR	DCSH	N	S	OLIPHANT M	DLADLA Z	DLADLA Z	GAZU G	2	ALL WARDS	2	2.4.3	4 500 000	19 800	4 519 800
208	544	03	OFFICE FURNITURE	CUPBOARDS AND CHAIRS	CRR	DCSH	N	M	OLIPHANT M	DLADLA Z	DLADLA Z	ROSELT J	2	ALL WARDS	2	2.4.3	-	10 600	10 600
233	536	13	MACHINERY AND EQUIPMENT	SKIPS	CRR	DCSH	R	S	OLIPHANT M	DLADLA Z	DLADLA Z	MASANGO Z	2	ALL WARDS	2	2.4.1	-	1 500 000	1 500 000
233	536	15	MACHINERY AND EQUIPMENT	2 x BASE TWO WAY RADIOS	CRR	DCSH	N	S	OLIPHANT M	DLADLA Z	DLADLA Z	MASANGO Z	2	ALL WARDS	2	2.4.1	-	15 000	15 000
233	536	17	MACHINERY AND EQUIPMENT	80 PORTABLE TWO WAY RADIOS	CRR	DCSH	N	S	OLIPHANT M	DLADLA Z	DLADLA Z	MASANGO Z	2	ALL WARDS	2	2.4.1	-	90 000	90 000
271	500	322	VEHICLES	7 x TRAFFIC CONTROL SEDANS	CRR	DCSH	N	S	OLIPHANT M	DLADLA Z	MBHAMALI B	DE JAGER E	2	ALL WARDS	2	2.5.2	236 000	-	236 000
271	500	335	VEHICLES	PERSONNEL CARRIER	CRR	DCSH	N	S	OLIPHANT M	DLADLA Z	MBHAMALI B	DE JAGER E	2	ALL WARDS	2	2.5.2	565 000	-	565 000
271	600	108	VEHICLES	1 X MINI BUS (TRAFFIC)	EFF	DCSH	N	S	OLIPHANT M	DLADLA Z	MBHAMALI B	DE JAGER E	2	ALL WARDS	2	2.5.2	450 000	-	450 000
282	532	30	LAND AND BUILDINGS	PARK HOME CLINIC - NETWORK INFRASTRUCTURE SERVICES	CRR	DCSH	N	S	OLIPHANT M	DLADLA Z	KHUMALO B	KHUMALO B	2	ALL WARDS	4	4.2	-	60 000	60 000
224	532	19	LAND AND BUILDINGS	REGIONAL FACILITIES IRRIGATION SYSTEM	CRR	DCSH	N	M	OLIPHANT M	VAN BILJON E	VAN BILJON E	NGIDI D	2	ALL WARDS	2	2.6.2.2	-	-	-
224	532	54	LAND AND BUILDINGS	2 x TRAILERS WITH RAMPS	CRR	DCSH	N	S	OLIPHANT M	VAN BILJON E	VAN BILJON E	NGIDI D	2	ALL WARDS	2	2.6.2.2	-	80 500	80 500
224	610	0	SHORTAGES AND SAVINGS	GENERAL	EFF	DCSH	N	M	OLIPHANT M	VAN BILJON E	CRONJE G	RAIDOO R	2	ALL WARDS	2	2.6.2.2			



VOTE			ASSET CLASS	DETAILED PROJECT DESCRIPTION	FIN	DEPT	NEW/REPLACEMENT	MULTI/SINGLE YEAR PROJECT	DEPUTY MUNICIPAL MANAGER	RESPONSIBLE HEAD OF SECTION	EXECUTING HEAD OF SECTION	EXECUTING MANAGER	WARD LOCATION	WARD BENEFITTING	IDP STRATEGY	IDP PROG	ROLL OVERS	ADOPTED 2014/2015	ADOPTED 2014/2015 INCLUDING ROLL OVERS
224	632	15	LAND AND BUILDINGS	LIGHTING SPORTS GROUND	EFF	DCSH	N	M	OLIPHANT M	VAN BILJON E	CRONJE G	RAIDOO R	2	ALL WARDS	2	2.6.2.2	460 000	-	460 000
227	532	16	LAND AND BUILDINGS	INFORMATION SIGNAGE	CRR	DCSH	N	S	OLIPHANT M	VAN BILJON E	VAN BILJON E	NGIDI D	2	ALL WARDS	2	2.6.2.2	-	-	-
227	532	17	LAND AND BUILDINGS	BEACH DEVELOPMENT (RESTAURANT)	CRR	DCSH	N	M	OLIPHANT M	VAN BILJON E	VAN BILJON E	NGIDI D	2	ALL WARDS	2	2.6.2.2	398 300	-	398 300
227	536	04	MACHINERY AND EQUIPMENT	WHEEL CHAIR	CRR	DCSH	N	S	OLIPHANT M	VAN BILJON E	VAN BILJON E	NGIDI D	2	ALL WARDS	2	2.6.2.2	-	20 000	20 000
227	544	01	OFFICE FURNITURE	LIFE GUARD TOWER	CRR	DCSH	R	S	OLIPHANT M	VAN BILJON E	VAN BILJON E	NGIDI D	2	ALL WARDS	2	2.6.2.2	-	-	-
242	532	34	LAND AND BUILDINGS	UPGRADE BAY HALL POOL	CRR	DCSH	N	S	OLIPHANT M	VAN BILJON E	VAN BILJON E	NGIDI D	2	ALL WARDS	2	2.6.2.2	190 000	-	190 000
282	536	69	MACHINERY AND EQUIPMENT	WORKSTATION OFFICE H01-07 (COMMUNITY SERVICES)	CRR	DCSH	R	S	OLIPHANT M	VAN BILJON E	KHUMALO B	KHUMALO B	2	ALL WARDS	2	2.6.3.1	8 500	-	8 500
282	636	33	MACHINERY AND EQUIPMENT	LAPTOP FOR HOS ENVIRONMENTAL AND RECREATION	EFF	DCSH	R	S	OLIPHANT M	VAN BILJON E	KHUMALO B	KHUMALO B	2	ALL WARDS	2	2.6.3.1	13 400	-	13 400
282	636	18	MACHINERY AND EQUIPMENT	DATA PROJECTOR COUNCIL CHAMBERS	EFF	DCS	R	M	KUNENE M	KHUMALO B	KHUMALO B	PIENAAR S	2	ALL WARDS	4	4.2	31 000	-	31 000
219	532	94	LAND AND BUILDINGS	CIVIC CENTRE - ROOFING AND WATER PROOFING	CRR	I & TS	N	M	GOPANE T	MBHAMALI B	MBHAMALI B	NDWANDA N	2	ALL WARDS	2	2.5	316 100	-	316 100
219	532	140	LAND AND BUILDINGS	REDESIGN OF OFFICE SPACE FOR ENGINEERING SERVICES	CRR	I & TS	N	M	GOPANE T	MBHAMALI B	MBHAMALI B	MBATHA A	2	ALL WARDS	2	2.5	136 500	-	136 500
238	536	06	MACHINERY AND EQUIPMENT	WHEELCHAIR	CRR	I & TS	N	S	GOPANE T	MBHAMALI B	MBHAMALI B	MBHAMALI B	2	ALL WARDS	2	2.5	20 000	-	20 000
238	544	0	OFFICE FURNITURE	ENGINEERING SUPPORT	CRR	I & TS	N	S	GOPANE T	MBHAMALI B	MBHAMALI B	MBHAMALI B	2	ALL WARDS	2	2.5	2 800	-	2 800
238	644	0	OFFICE FURNITURE	ENGINEERING SUPPORT	EFF	I & TS	N	S	GOPANE T	MBHAMALI B	MBHAMALI B	MBHAMALI B	2	ALL WARDS	2	2.5	1 200	-	1 200
219	532	x	LAND AND BUILDINGS	SHELTERS AT RECYCLING STATIONS (REFUSE)	CRR	DCSH	N	S	OLIPHANT M	DLADLA Z	MBHAMALI B	NDWANDA N	20, 1, 28	20, 1, 28	2	2.4.1	-	-	-
219	532	x	LAND AND BUILDINGS	CEILING FANS (REFUSE SECTION)	CRR	DCSH	N	S	OLIPHANT M	DLADLA Z	MBHAMALI B	NDWANDA N	2	2	2	2.4.1	-	-	-
267	636	02	MACHINERY AND EQUIPMENT	VARIOUS EQUIPMENT MECHANICAL WORKSHOP	EFF	I & TS	N	S	GOPANE T	MBHAMALI B	MBHAMALI B	DE JAGER E	2	ALL WARDS	2	2.5.2	168 500	-	168 500
270	536	05	PLANT AND EQUIPMENT	HEAVY DUTY IMPACT TOOL	CRR	I & TS	N	S	GOPANE T	MBHAMALI B	MBHAMALI B	DE JAGER E	2	ALL WARDS	2	2.5.2	6 000	-	6 000
270	650	30	VEHICLES	REPLACEMENT - ENGINEERING SERVICES (PNEUMATIC PUMPS - MECHANICAL WORKSHOP)	EFF	I & TS	R	S	GOPANE T	MBHAMALI B	MBHAMALI B	DE JAGER E	2	ALL WARDS	2	2.5.2	6 500	-	6 500
270	650	33	PLANT AND EQUIPMENT	REPLACEMENT - ELECTRICITY (AERIAL PLATFORMS V1050,V224,V405)	EFF	I & TS	R	S	GOPANE T	MBHAMALI B	MBHAMALI B	DE JAGER E	2	ALL WARDS	2	2.5.2	339 400	-	339 400
271	500	338	VEHICLES	REPLACEMENT VEHICLES	CRR	I & TS	R	S	GOPANE T	MBHAMALI B	MBHAMALI B	DE JAGER E	2	ALL WARDS	2	2.5.2	-	7 788 000	7 788 000
271	600	107	VEHICLES	9 4x4 DOUBLE CAB LDV WITH CANOPIES AND ROOF RACKS - WATER & SANITATION V1047,V1054,V1079,V1105,V1128,V1129,V1178	EFF	I & TS	R	S	GOPANE T	MBHAMALI B	MBHAMALI B	DE JAGER E	2	ALL WARDS	2	2.5.2	-	-	-
271	600	115	VEHICLES	WATER TANKERS	EFF	I & TS	R	S	GOPANE T	MBHAMALI B	MBHAMALI B	DE JAGER E	2	ALL WARDS	2	2.5.2	1 412 400	-	1 412 400
262	636	07	MACHINERY AND EQUIPMENT	LABORATORY EQUIPMENT - DISCRETE ANALYSER CHEMISTRY LAB	EFF	I & TS	N	M	GOPANE T	PUPUMA Z	PUPUMA Z	MAHARAJ N	2	ALL WARDS	2	2.1.3	-	-	-
270	636	39	PLANT AND EQUIPMENT	1 x 4x4 TRACTOR BACKHOE (WATER AND SANITATION )	EFF	I & TS	N	S	GOPANE T	PUPUMA Z	MBHAMALI B	DE JAGER E	2	ALL WARDS	2	2.5.2	-	-	-
271	600	106	VEHICLES	3 x WATER TANKER 14000L (WATER AND SANITATION SERVICES)	EFF	I & TS	N	S	GOPANE T	PUPUMA Z	MBHAMALI B	DE JAGER E	2	ALL WARDS	2	2.5.2	2 824 800	-	2 824 800

VOTE			ASSET CLASS	DETAILED PROJECT DESCRIPTION	FIN	DEPT	NEW/REPLACEMENT	MULTI/SINGLE YEAR PROJECT	DEPUTY MUNICIPAL MANAGER	RESPONSIBLE HEAD OF SECTION	EXECUTING HEAD OF SECTION	EXECUTING MANAGER	WARD LOCATION	WARD BENEFITTING	IDP STRATEGY	IDP PROG	ROLL OVERS	ADOPTED 2014/2015	ADOPTED 2014/2015 INCLUDING ROLL OVERS
271	600	x	VEHICLES	1 X DOUBLE CAB (WATER QUALITY SECTION)	EFF	I & TS	N	S	GOPANE T	PUPUMA Z	MBHAMALI B	DE JAGER E	2	ALL WARDS	2	2.5.2	-	-	-
242	532	37	LAND AND BUILDINGS	SWIMMING POOLS - PUMPS	CRR	DCSH	R	S	OLIPHANT M	VAN BILJON E	VAN BILJON E	NGIDI D	3	3	2	2.6.2.2	6 000	10 000	16 000
219	532	144	LAND AND BUILDINGS	CIVIC HALL - CONSTRUCTION	CRR	DCS	N	M	KUNENE M	KUNENE M	KUNENE M	MBHAMALI B	3	ALL WARDS	2	2.6.3.3	-	3 000 000	3 000 000
224	632	17	LAND AND BUILDINGS	REFURBISHMENT OF STADIUM LEAKAGES	EFF	DCSH	R	M	OLIPHANT M	VAN BILJON E	MBHAMALI B	NDWANDWA N	3	ALL WARDS	2	2.6.2.2	300 000	-	300 000
201	532	03	LAND AND BUILDINGS	ALTERATIONS TO CENTRAL REGISTRY OFFICES	CRR	DCS	N	S	KUNENE M	KUNENE M	KUNENE M	KOEKEMOER C	3	ALL WARDS	1	1.2	-	123 000	123 000
224	532	55	LAND AND BUILDINGS	UPGRADE ACCESS CONTROLL AT MANDLANZINI	CRR	DCSH	N	M	OLIPHANT M	VAN BILJON E	VAN BILJON E	NGIDI D	4	4	2	2.6.2.2	-	30 000	30 000
224	532	56	LAND AND BUILDINGS	UPGRADE IRRIGATION SYSTEM AT MANDLANZINI	CRR	DCSH	N	M	OLIPHANT M	VAN BILJON E	VAN BILJON E	NGIDI D	4	4	2	2.6.2.2	-	100 000	100 000
224	632	23	LAND AND BUILDINGS	ABLUTION FACILITIES AT MANDLAZINI	EFF	DCSH	N	M	OLIPHANT M	VAN BILJON E	MBHAMALI B	NDWANDWA N	4	4	2	2.6.2.2	-	200 000	200 000
282	532	x	LAND AND BUILDINGS	DISASTER MANAGEMENT SYSTEM (DCSH)	CRR	DCSH	N	M	OLIPHANT M	DLADLA Z	KHUMALO B	KHUMALO B	2	ALL WARDS	4	4.2	-	-	-
224	632	26	LAND AND BUILDINGS	CONSTRUCTION OF COMBI COURT AT MANDLAZINI	EFF	DCSH	N	M	OLIPHANT M	VAN BILJON E	MBHAMALI B	NDWANDWA N	4	4	2	2.6.2.2	-	380 000	380 000
222	672	77	STREETS AND STORMWATER	NKONINGA/ FISH EAGLE FLIGHT - ROAD UPGRADES TRAFFIC INTERSECTION INSTALLATION	EFF	I & TS	N	M	GOPANE T	NAIDOO JK	NAIDOO JK	SCHUTTE J	4	4	2	2.3	200 000	200 000	400 000
216	632	18	LAND AND BUILDINGS	VELDENVLEI HALL - REFURBISHMENT	EFF	DCS	R	M	KUNENE M	KUNENE M	KUNENE M	MBHAMALI B	4	2,3 & 4	2	2.6.3.3	-	600 000	600 000
216	532	36	LAND AND BUILDINGS	VELDENVLEI HALL - REFURBISHMENT	CRR	DCS	R	M	KUNENE M	KHUMALO B	KHUMALO B	MBHAMALI B	4	ALL WARDS	2	2.6.3.3	400 000	-	400 000
216	632	23	LAND AND BUILDINGS	ENSELENI HALL - UPGRADE (CONSTRUCT FENCING AND LIFT FOR DISABLED)	EFF	DCS	N	M	KUNENE M	KUNENE M	KUNENE M	MBHAMALI B	8	5,6,7 & 8	2	2.6.3.3	-	500 000	500 000
202	532	x	LAND AND BUILDING	INVESTIGATION FOR FUTURE CEMETERIES	CRR	DCSH	N	M	OLIPHANT M	VAN BILJON E	VAN BILJON E	MULDER OJH	19	ALL WARDS	2	2.6.1.1	-	-	-
219	532	141	LAND AND BUILDINGS	EXTENSION OF EMPANGENI TRUCK WASH BAY (REFUSE)	CRR	DCSH	N	S	OLIPHANT M	DLADLA Z	MBHAMALI B	NDWANDA N	9	9	2	2.4.1	-	80 000	80 000
219	532	142	LAND AND BUILDINGS	ROLLER DOOR AND CARWASH FACILITY AT EMPANGENI DEPOT (REFUSE)	CRR	DCSH	N	S	OLIPHANT M	DLADLA Z	MBHAMALI B	NDWANDA N	9	9	2	2.4.1	-	100 000	100 000
223	532	04	LAND AND BUILDINGS	EMPANGENI PARKS DEPT ABLUTIONS - REFURBISHMENT	CRR	DCSH	R	M	OLIPHANT M	VAN BILJON E	MBHAMALI B	NDWANDWA N	9	9	2	2.6.2.2	361 700	350 000	711 700
224	510	0	SHORTAGES AND SAVINGS	GENERAL	CRR	DCSH	N	S	OLIPHANT M	VAN BILJON E	MBHAMALI B	NDWANDWA N	9	9	2	2.6.2.2			
255	472	09	ELECTRICITY SUPPLY	DUMISANE MAKHAYE VILLAGE ELECTRIFICATION (559 STANDS)	RES	I & TS	N	M	GOPANE T	GOPANE T	GOPANE T	MOHAPI D	9	9	2	2.2	2 809 600	-	2 809 600
255	672	09	ELECTRICITY SUPPLY	DUMISANI MAKHAYE VILLAGE ELECTRIFICATION	EFF	I & TS	N	M	GOPANE T	GOPANE T	GOPANE T	MOHAPI D	9	9	2	2.2	15 500	-	15 500
255	672	33	ELECTRICITY SUPPLY	DUMISANI MAKHAYE VILLAGE INTERNAL SERVICES PHASE 7 - ELECTRICITY	EFF	I & TS	N	M	GOPANE T	GOPANE T	GOPANE T	MOHAPI D	9	9	2	2.2	960 000	-	-
255	872	14	ELECTRICITY SUPPLY	DUMISANI MAKHAYE VILLAGE ELECTRIFICATION (559 STANDS)	GOV - NAT	I & TS	N	M	GOPANE T	GOPANE T	GOPANE T	MOHAPI D	9	9	2	2.2	-	4 200 000	4 200 000
222	672	83	STREETS AND STORMWATER	UPGRADE & SIGNALISE OF 2 INTERSECTIONS WITHIN THE CITY OF UMHLATHUZE	EFF	I & TS	N	M	GOPANE T	NAIDOO JK	NAIDOO JK	SCHUTTE J	9	9, 23, 27, 29, 25	2	2.3	-	325 000	325 000
222	672	74	STREETS AND STORMWATER	STRUCTURAL UPGRADE AND ROOFING - STORE ROOM WESTERN ROADS DEPOT	EFF	I & TS	N	M	GOPANE T	NAIDOO JK	NAIDOO JK	SCHUTTE A	9	9,24,25,28,29,28, 5	2	2.3	-	570 000	570 000
222	672	11	STREETS AND STORMWATER	STREET REHABILITATION - TANNER ROAD	EFF	I & TS	N	M	GOPANE T	NAIDOO JK	NAIDOO JK	SCHUTTE A	9	ALL WARDS	2	2.3	5 980 900	4 000 000	9 980 900

VOTE			ASSET CLASS	DETAILED PROJECT DESCRIPTION	FIN	DEPT	NEW/REPLACEMENT	MULTI/SINGLE YEAR PROJECT	DEPUTY MUNICIPAL MANAGER	RESPONSIBLE HEAD OF SECTION	EXECUTING HEAD OF SECTION	EXECUTING MANAGER	WARD LOCATION	WARD BENEFITTING	IDP STRATEGY	IDP PROG	ROLL OVERS	ADOPTED 2014/2015	ADOPTED 2014/2015 INCLUDING ROLL OVERS
216	632	17	LAND AND BUILDINGS	UMSASANDLA THUSONG CENTRE - EXTENSION	EFF	DCS	N	M	KUNENE M	KUNENE M	KUNENE M	MBHAMALI B	10	10, 11 & 30	2	2.6.3.3	287 300	700 000	987 300
204	632	x	LAND AND BUILDINGS	ENSELENI LIBRARY - EXTENSION	EFF	DCSH	N	M	OLIPHANT M	VAN BILJON E	MBHAMALI B	NDWANDWA N	8	8	2	2.6.3.1	-	-	-
204	632	x	LAND AND BUILDINGS	CARPETS R/BAY LIBRARY	EFF	DCSH	N	S	OLIPHANT M	VAN BILJON E	MBHAMALI B	NDWANDWA N	2	2	2	2.6.3.1	-	-	-
204	632	x	LAND AND BUILDINGS	EMPANGENI LIBRARY - EXTENSION AUTOMATED FRONT DOOR	EFF	DCSH	N	M	OLIPHANT M	VAN BILJON E	MBHAMALI B	NDWANDWA N	23	23	2	2.6.3.1	-	-	-
204	644	x	OFFICE FURNITURE	R/BAY LIBRARY - EXTENSION TABLES ,CHAIRS AND SHELVES	EFF	DCSH	N	S	OLIPHANT M	VAN BILJON E	MBHAMALI B	NDWANDWA N	2	2	2	2.6.3.1	-	-	-
216	632	16	LAND AND BUILDINGS	NHLANGENYUKA HALL - UPGRADE (CONSTRUCT GUARD HOUSE, FENCING AND LIFT DISABLED)	EFF	DCS	N	M	KUNENE M	KUNENE M	KUNENE M	MBHAMALI B	11	11	2	2.6.3.3	-	250 000	250 000
216	532	29	LAND AND BUILDINGS	NTUZE HALL - UPGRADE (CONSTRUCT GUARD HOUSE, FENCING AND LIFT DISABLED)	CRR	DCS	N	M	KUNENE M	KUNENE M	KUNENE M	MBHAMALI B	11	10,11 & 18	2	2.6.3.3	-	-	-
216	632	15	LAND AND BUILDINGS	MANDLAKALA HALL - REFURBISHMENT	EFF	DCS	N	M	KUNENE M	KUNENE M	KUNENE M	MBHAMALI B	12	12	2	2.6.3.3	509 100	250 000	759 100
216	532	31	LAND AND BUILDINGS	MANDLAKALA HALL - REFURBISHMENT	CRR	DCS	R	M	KUNENE M	KHUMALO B	KHUMALO B	MBHAMALI B	12	12,13 & 14	2	2.6.3.3	217 000	-	217 000
224	532	21	LAND AND BUILDINGS	ESIKHALENI COLLEGE COURTS UPGRADE	CRR	DCSH	N	M	OLIPHANT M	VAN BILJON E	VAN BILJON E	NGIDI D	15	ALL WARDS	2	2.6.2.2	450 000	450 000	900 000
204	632	04	LAND AND BUILDINGS	ESIK LIBRARY - EXTENSION	EFF	DCSH	N	M	OLIPHANT M	VAN BILJON E	MBHAMALI B	NDWANDWA N	17	17	2	2.6.3.1	1 422 000	805 000	2 227 000
273	632	02	LAND AND BUILDINGS	UPGRADE ESKHALENI PARKS DEPOT	EFF	DCSH	N	M	OLIPHANT M	VAN BILJON E	MBHAMALI B	NDWANDWA N	17	ALL WARDS	2	2.6.2.2	720 300	-	720 300
216	632	24	LAND AND BUILDINGS	NEW HALL - EXTENSION	EFF	DCS	N	M	KUNENE M	KUNENE M	KUNENE M	MBHAMALI B	17	13,14,15,16,17,19 ,20,21 & 22	2	2.6.3.3	-	500 000	500 000
204	544	05	OFFICE FURNITURE	ESIK LIBRARY - REPL TABLES & CHAIRS	CRR	DCSH	R	S	OLIPHANT M	VAN BILJON E	VAN BILJON E	MASHABA N	17	ALL WARDS	2	2.6.3.1	-	17 000	17 000
273	536	03	MACHINERY AND EQUIPMENT	REPLACEMENT SLASHER LAWNMOWERS	CRR	DCSH	R	S	OLIPHANT M	VAN BILJON E	VAN BILJON E	MULDER OJH	17	ALL WARDS	2	2.6.2.2	30 400	-	30 400
273	536	10	MACHINERY AND EQUIPMENT	COMPONENTS FOR LAWNMOWER	CRR	DCSH	N	S	OLIPHANT M	VAN BILJON E	VAN BILJON E	MULDER OJH	18	ALL WARDS	2	2.6.2.2	-	100 000	100 000
205	532	05	LAND AND BUILDINGS	ESIKHALENI FIRE STATION - PLAN AND CONSTRUCT	CRR	DCSH	N	M	OLIPHANT M	DLADLA Z	MBHAMALI B	NDWANDA N	19	19,30,13,14,15,16 ,17,18,20,21,22	1	1.4.1	996 800	2 725 700	3 722 500
205	632	06	LAND AND BUILDINGS	ESIKHALENI FIRE STATION - PLAN AND CONSTRUCT	EFF	DCSH	N	S	OLIPHANT M	DLADLA Z	MBHAMALI B	NDWANDA N	19	19,30,13,14,15,16 ,17,18,20,21,22	1	1.4.1	3 741 900	6 800 000	10 541 900
202	532	05	LAND AND BUILDINGS	ESIKHALENI EXTENSION/DEVELOPMENT OF CEMETARY	CRR	DCSH	N	M	OLIPHANT M	VAN BILJON E	MBHAMALI B	NDWANDWA N	19	ALL WARDS	2	2.6.1.1	-	100 000	100 000
233	532	12	LAND AND BUILDINGS	ESTABLISHMENT TRANSFER STATION ESIKHALENI FOR RECYCLING	CRR	DCSH	N	M	OLIPHANT M	DLADLA Z	MBHAMALI B	NDWANDA N	20	20	2	2.4.1	453 300	500 000	953 300
224	532	x	LAND AND BUILDINGS	NGWELEZANE NEW FIELD IRRIGATION SYSTEM	CRR	DCSH	N	M	OLIPHANT M	VAN BILJON E	VAN BILJON E	NGIDI D	27	27	2	2.6.2.2	-	-	-
224	532	x	LAND AND BUILDINGS	2 x WASHBAYS - CENTRAL SPORTS COMPLEX	CRR	DCSH	N	S	OLIPHANT M	VAN BILJON E	MBHAMALI B	NDWANDWA N	2,17	ALL WARDS	2	2.6.2.2	-	-	-
255	672	32	ELECTRICITY SUPPLY	CYGNUS MV SWITCHGEAR REPLACEMENT	EFF	I & TS	R	M	GOPANE T	GOPANE T	GOPANE T	MOKOENA C	20	14,15,16,17,18,20,24	2	2.2	-	14 000 000	14 000 000
224	532	22	LAND AND BUILDINGS	J2 TENNIS COURT - UPGRADE	CRR	DCSH	N	M	OLIPHANT M	VAN BILJON E	VAN BILJON E	NGIDI D	20	ALL WARDS	2	2.6.2.2	382 500	-	382 500
242	532	33	LAND AND BUILDINGS	UPGRADE ESIKHALENI POOL (COLLEGE)	CRR	DCSH	N	S	OLIPHANT M	VAN BILJON E	VAN BILJON E	NGIDI D	21	ALL WARDS	2	2.6.2.2	24 000	-	24 000
242	532	38	LAND AND BUILDINGS	SWIMMING POOLS - DRAINAGE SYSTEM	CRR	DCSH	R	S	OLIPHANT M	VAN BILJON E	MBHAMALI B	NDWANDWA N	21	ALL WARDS	2	2.6.2.2	5 000	-	5 000

VOTE			ASSET CLASS	DETAILED PROJECT DESCRIPTION	FIN	DEPT	NEW/REPLACEMENT	MULTI/SINGLE YEAR PROJECT	DEPUTY MUNICIPAL MANAGER	RESPONSIBLE HEAD OF SECTION	EXECUTING HEAD OF SECTION	EXECUTING MANAGER	WARD LOCATION	WARD BENEFITTING	IDP STRATEGY	IDP PROG	ROLL OVERS	ADOPTED 2014/2015	ADOPTED 2014/2015 INCLUDING ROLL OVERS
242	532	42	LAND AND BUILDINGS	SWIMMING POOLS - TOILET SYSTEM	CRR	DCSH	R	S	OLIPHANT M	VAN BILJON E	MBHAMALI B	NDWANDWA N	21	ALL WARDS	2	2.6.2.2	77 500	-	77 500
209	532	08	LAND AND BUILDINGS	FENCING : EMPANGENI CLINIC	CRR	DCSH	N	S	OLIPHANT M	DLADLA Z	MBHAMALI B	NDWANDA N	23	23	2	2.4.2	-	100 000	100 000
209	536	04	MACHINERY AND EQUIPMENT	EQUIPMENT PARK HOME (EMPANGENI)	CRR	DCSH	N	M	OLIPHANT M	DLADLA Z	DLADLA Z	WHITE P	23	23	2	2.4.2	-	80 000	80 000
209	544	02	OFFICE FURNITURE	FURNITURE - EMPANGENI CLINIC	CRR	DCSH	R	S	OLIPHANT M	DLADLA Z	DLADLA Z	WHITE P	23	23	2	2.4.2	-	40 000	40 000
209	544	05	OFFICE FURNITURE	FURNITURE PARK HOME (EMPANGENI)	CRR	DCSH	N	M	OLIPHANT M	DLADLA Z	DLADLA Z	WHITE P	23	23	2	2.4.2	-	88 900	88 900
204	544	07	OFFICE FURNITURE	EMP LIBRARY - REPL TABLES, CHAIRS & FRIDGE	CRR	DCSH	R	S	OLIPHANT M	VAN BILJON E	VAN BILJON E	MASHABA N	23	23	2	2.6.3.1	-	10 000	10 000
242	532	45	LAND AND BUILDINGS	STAFF REST ROOMS - VARIOUS POOLS	CRR	DCSH	N	S	OLIPHANT M	VAN BILJON E	MBHAMALI B	NDWANDWA N	23	23	2	2.6.2.2	500 000	100 000	600 000
234	632	25	LAND AND BUILDINGS	IMPLEMENTATION OF UPGRADES TO EMPANGENI SEWR RETICULATION (ZIDEDELE, LOGANS, KILDARE AND GEMINI)	EFF	I & TS	R	M	GOPANE T	MBHAMALI B	MBHAMALI B	NHLEKO M	23	23	2	2.1	160 000	3 800 000	3 960 000
209	532	09	LAND AND BUILDINGS	PARK HOME : EMPANGENI	CRR	DCSH	N	S	OLIPHANT M	DLADLA Z	MBHAMALI B	NDWANDA N	23	ALL WARDS	2	2.4.2	-	700 000	700 000
264	532	10	LAND AND BUILDINGS	ALARM SYSTEM FOR MUSEUM	CRR	DCSH	N	S	OLIPHANT M	VAN BILJON E	VAN BILJON E	MASHABA	23	ALL WARDS	2	2.6.2.2	6 000	-	6 000
264	532	11	LAND AND BUILDINGS	AIRCOND FOR MANAGER OFFICE H01-07	CRR	DCSH	N	S	OLIPHANT M	VAN BILJON E	MBHAMALI B	NDWANDWA N	23	ALL WARDS	2	2.6.2.2	9 000	-	9 000
264	536	05	MACHINERY AND EQUIPMENT	MACHINERY FOR ARTS AND CULTURE	CRR	DCSH	N	S	OLIPHANT M	VAN BILJON E	VAN BILJON E	NGIDI D	23	ALL WARDS	2	2.6.2.2	4 000	-	4 000
224	632	x	LAND AND BUILDINGS	SITTING AT MUZUVUKILE	EFF	DCSH	N	M	OLIPHANT M	VAN BILJON E	VAN BILJON E	NGIDI D	ALL WARDS	ALL WARDS	2	2.6.2.2	-	-	-
224	632	x	LAND AND BUILDINGS	INSTALLATION OF BOLLARDS AT VARIOUS SPORT FIELDS	EFF	DCSH	N	M	OLIPHANT M	VAN BILJON E	MBHAMALI B	NDWANDWA N	ALL WARDS	ALL WARDS	2	2.6.2.2	-	-	-
224	632	x	LAND AND BUILDINGS	REPLACEMENT OF GUARD HOUSES AT VARIOUS SPORT FACILITIES	EFF	DCSH	N	M	OLIPHANT M	VAN BILJON E	MBHAMALI B	NDWANDWA N	ALL WARDS	ALL WARDS	2	2.6.2.2	-	-	-
224	632	x	LAND AND BUILDINGS	UPGRADE ABLUTION FACILITIES AT SPORT COMPLEX	EFF	DCSH	N	M	OLIPHANT M	VAN BILJON E	MBHAMALI B	NDWANDWA N	2	2	2	2.6.2.2	-	-	-
224	632	x	LAND AND BUILDINGS	REPLACEMENT OF PERIMETER FENCE AT UMHLATHUZE STADIUM	EFF	DCSH	N	M	OLIPHANT M	VAN BILJON E	MBHAMALI B	NDWANDWA N	2	2	2	2.6.2.2	-	-	-
224	632	x	LAND AND BUILDINGS	INSTALLATION OF STADIUM PAVILLION ROOF	EFF	DCSH	N	M	OLIPHANT M	VAN BILJON E	MBHAMALI B	NDWANDWA N	2	ALL WARDS	2	2.6.2.2	-	-	-
216	532	30	LAND AND BUILDINGS	EMPANGENI HALL - UPGRADE	CRR	DCS	N	M	KUNENE M	KUNENE M	KUNENE M	MBHAMALI B	23	ALL WARDS	2	2.6.3.3	-	350 000	350 000
205	532	11	LAND AND BUILDINGS	EMPANGENI FIRE STATION - CONSTRUCTION OF LECTURE ROOM	CRR	DCSH	N	M	OLIPHANT M	DLADLA Z	MBHAMALI B	NDWANDA N	24	24	1	1.4.1	-	250 000	250 000
222	672	81	STREETS AND STORMWATER	PEDESTRIAN BRIDGES RURAL AREAS	EFF	I & TS	N	M	GOPANE T	NAIDOO JK	NAIDOO JK	SCHUTTE J	24	24	2	2.3	-	720 000	720 000
205	532	09	LAND AND BUILDINGS	EMPANGENI FIRE STATION - CONSTRUCTION OF ADDITIONAL THREE OFFICES	CRR	DCSH	N	M	OLIPHANT M	DLADLA Z	MBHAMALI B	NDWANDA N	24	ALL WARDS	1	1.4.1	103 700	-	103 700
204	632	03	LAND AND BUILDINGS	NGWELEZANE LIBRARY - AIRCONDITIONERS, CARPETS, LIGHTING AND BURGLAR GUARDS	EFF	DCSH	N	S	OLIPHANT M	VAN BILJON E	MBHAMALI B	NDWANDWA N	25	ALL WARDS	2	2.6.3.1	60 900	-	60 900
209	532	04	LAND AND BUILDINGS	RENOVATIONS - BRACKENHAM CLINIC	CRR	DCSH	N	M	OLIPHANT M	DLADLA Z	MBHAMALI B	NDWANDA N	26	26	2	2.4.2	10 800	-	10 800
233	532	15	LAND AND BUILDINGS	ALTON TRANSFER STATION - CAPPING	CRR	DCSH	N	M	OLIPHANT M	DLADLA Z	MBHAMALI B	NDWANDA N	26	26	2	2.4.1	-	-	-

VOTE			ASSET CLASS	DETAILED PROJECT DESCRIPTION	FIN	DEPT	NEW/REPLACEMENT	MULTI/SINGLE YEAR PROJECT	DEPUTY MUNICIPAL MANAGER	RESPONSIBLE HEAD OF SECTION	EXECUTING HEAD OF SECTION	EXECUTING MANAGER	WARD LOCATION	WARD BENEFITTING	IDP STRATEGY	IDP PROG	ROLL OVERS	ADOPTED 2014/2015	ADOPTED 2014/2015 INCLUDING ROLL OVERS
204	632	05	LAND AND BUILDINGS	AQUADENE LIBRARY	EFF	DCSH	N	M	OLIPHANT M	VAN BILJON E	MBHAMALI B	NDWANDWA N	26	26	2	2.6.3.1	1 400 000	2 500 000	3 900 000
204	632	07	LAND AND BUILDINGS	BRACKENHAM LIBRARY ROOF	EFF	DCSH	N	S	OLIPHANT M	VAN BILJON E	MBHAMALI B	NDWANDWA N	26	26	2	2.6.3.1	-	30 000	30 000
204	532	27	LAND AND BUILDINGS	AQUADENE LIBRARY	CRR	DCSH	N	M	OLIPHANT M	VAN BILJON E	MBHAMALI B	NDWANDWA N	26	ALL WARDS	2	2.6.3.1	3 000 000	-	3 000 000
283	536	06	MACHINERY AND EQUIPMENT	SHELTER GLOBE - GLOBE CRUSHING MACHINE	CRR	I & TS	N	S	GOPANE T	GOPANE T	GOPANE T	CRONJE G	26	1-9,16-30	2	2.2	35 000	-	35 000
283	536	07	MACHINERY AND EQUIPMENT	ELECTRICAL TOOLS	CRR	I & TS	N	S	GOPANE T	GOPANE T	GOPANE T	CRONJE G	26	1-9,16-30	2	2.2	89 700	16 000	105 700
283	644	05	OFFICE FURNITURE	STREETLIGHTING SECTION	EFF	I & TS	N	S	GOPANE T	GOPANE T	GOPANE T	CRONJE G	26	1-9,16-30	2	2.2	10 900	-	10 900
287	632	02	LAND AND BUILDINGS	BRACKENHAM PUMPSTATION RISER MAIN	EFF	I & TS	R	M	GOPANE T	PUPUMA Z	PUPUMA Z	NHLEKO M	26	1,2,3,4	2	2.1	231 000	-	231 000
202	532	04	LAND AND BUILDINGS	R/BAY EXTENSION/DEVELOPMENT OF CEMETARY	CRR	DCSH	N	M	OLIPHANT M	VAN BILJON E	MBHAMALI B	NDWANDWA N	26	ALL WARDS	2	2.6.1.1	-	2 000 000	2 000 000
224	632	19	LAND AND BUILDINGS	NEW FIELD COURTS - UPGRADE	EFF	DCSH	N	M	OLIPHANT M	VAN BILJON E	VAN BILJON E	NGIDI D	27	27	2	2.6.2.2	430 000	250 000	680 000
224	632	25	LAND AND BUILDINGS	IRRIGATION AT NGWELEZANE NEW FIELD	EFF	DCSH	N	M	OLIPHANT M	VAN BILJON E	VAN BILJON E	NGIDI D	27	27	2	2.6.2.2	-	300 000	300 000
255	672	34	ELECTRICITY SUPPLY	A1275 NGWELEZANE ELECTRIFICATION	EFF	I & TS	N	S	GOPANE T	GOPANE T	GOPANE T	MOHAPI D	27	27	2	2.2			
233	532	14	LAND AND BUILDINGS	ESTABLISHMENT TRANSFER STATION NGWELEZANE	CRR	DCSH	N	M	OLIPHANT M	DLADLA Z	MBHAMALI B	NDWANDA N	28	28	2	2.4.1	299 000	500 000	799 000
234	632	24	LAND AND BUILDINGS	REPLACEMENT SEWER (A NGWELEZANE)	EFF	I & TS	R	M	GOPANE T	MBHAMALI B	MBHAMALI B	NHLEKO M	28	28	2	2.1	1 025 000	-	1 025 000
216	532	37	LAND AND BUILDINGS	NGWELEZANE HALL - EXTENSION	CRR	DCS	R	M	KUNENE M	KHUMALO B	KHUMALO B	MBHAMALI B	28	24,25,27,28 & 29	2	2.6.3.3	500 000	-	500 000
242	532	x	LAND AND BUILDINGS	IRRIGATION SYSTEM	CRR	DCSH	N	S	OLIPHANT M	VAN BILJON E	VAN BILJON E	NGIDI D	3	3	2	2.6.2.2	-	-	-
242	532	x	LAND AND BUILDINGS	SWIMMING POOLS - BRAAI FACILITIES	CRR	DCSH	R	S	OLIPHANT M	VAN BILJON E	MBHAMALI B	NDWANDWA N	1,3,8,21,23,28	1,3,8,21,23,28	2	2.6.2.2	-	-	-
242	532	x	LAND AND BUILDINGS	EXTRACTOR FANS	CRR	DCSH	N	M	OLIPHANT M	VAN BILJON E	MBHAMALI B	NDWANDWA N	3,9,21,28	3,9,21,28	2	2.6.2.2	-	-	-
216	632	19	LAND AND BUILDINGS	NGWELEZANE HALL - EXTENSION	EFF	DCS	N	M	KUNENE M	KUNENE M	KUNENE M	MBHAMALI B	28	24,25,27,28 & 29	2	2.6.3.3	304 400	1 200 000	1 504 400
242	532	41	LAND AND BUILDINGS	SWIMMING POOLS - LAPAS	CRR	DCSH	R	S	OLIPHANT M	VAN BILJON E	MBHAMALI B	NDWANDWA N	28	ALL WARDS	2	2.6.2.2	10 200	-	10 200
224	632	22	LAND AND BUILDINGS	REFURBISHMENT OF ABLUTION FACILITIES AT VULINDLELA	EFF	DCSH	N	M	OLIPHANT M	VAN BILJON E	MBHAMALI B	NDWANDWA N	30	30	2	2.6.2.2	-	350 000	350 000
234	632	29	LAND AND BUILDINGS	UPGRADE - VULINDLELA SEWER PIPELINE	EFF	I & TS	R	M	GOPANE T	MBHAMALI B	MBHAMALI B	NHLEKO M	30	30	2	2.1	2 417 700	2 000 000	4 417 700
234	832	07	LAND AND BUILDINGS	GENERATOR LAKE CHUBU WATER	GOV - NAT	I & TS	N	M	GOPANE T	MBHAMALI B	MBHAMALI B	NHLEKO M	30	30	2	2.1	-	-	-
242	536	x	MACHINERY AND EQUIPMENT	FRIDGE - VARIOUS POOLS	CRR	DCSH	R	M	OLIPHANT M	VAN BILJON E	VAN BILJON E	NGIDI D	3,9,21,28	3,9,21,28	2	2.6.2.2	-	-	-
209	532	05	LAND AND BUILDINGS	PARK HOME R/BAY CLINIC - TB PATIENTS	CRR	DCSH	N	S	OLIPHANT M	DLADLA Z	MBHAMALI B	NDWANDA N	ALL WARDS	2	2	2.4.2	450 000	-	450 000
209	632	05	LAND AND BUILDINGS	PARK HOME R/BAY CLINIC - TB PATIENTS	EFF	DCSH	N	S	OLIPHANT M	DLADLA Z	MBHAMALI B	NDWANDA N	ALL WARDS	2	2	2.4.2	505 000		505 000
219	532	138	LAND AND BUILDINGS	6 X AIRCONDITIONERS FIRE STATIONS (R/BAY, VULINDLELA, ENSELENI)	CRR	DCSH	N	S	OLIPHANT M	DLADLA Z	MBHAMALI B	NDWANDA N	ALL WARDS	ALL WARDS	1	1.4.1	20 000	-	20 000

VOTE			ASSET CLASS	DETAILED PROJECT DESCRIPTION	FIN	DEPT	NEW/REPLACEMENT	MULTI/SINGLE YEAR PROJECT	DEPUTY MUNICIPAL MANAGER	RESPONSIBLE HEAD OF SECTION	EXECUTING HEAD OF SECTION	EXECUTING MANAGER	WARD LOCATION	WARD BENEFITTING	IDP STRATEGY	IDP PROG	ROLL OVERS	ADOPTED 2014/2015	ADOPTED 2014/2015 INCLUDING ROLL OVERS
230	536	10	MACHINERY AND EQUIPMENT	EXECUTIVE AND COUNCIL PROJECTS	CRR	DCS	N	M	KUNENE M	KHUMALO B	KHUMALO B	PHAHLA T	ALL WARDS	ALL WARDS	1	1.30	97 400	-	97 400
271	500	337	VEHICLES	BAKKIE - AIRPORT	CRR	DCS	N	S	KUNENE M	KHUMALO B	MBHAMALI B	DE JAGER E	ALL WARDS	ALL WARDS	3	3.1.5	-	250 000	250 000
282	532	24	LAND AND BUILDINGS	ICT RESEARCH AND DEVELOPMENT (R&D)	CRR	DCS	N	M	KUNENE M	KHUMALO B	KHUMALO B	KHUMALO B	ALL WARDS	ALL WARDS	4	4.2	92 800	-	92 800
282	632	34	LAND AND BUILDINGS	CALL CENTRE	EFF	DCS	N	M	KUNENE M	KHUMALO B	KHUMALO B	KHUMALO B	ALL WARDS	ALL WARDS	4	4.2	131 900	-	131 900
282	632	38	LAND AND BUILDINGS	ORGPLUS UPGRADE	EFF	DCS	N	M	KUNENE M	KHUMALO B	KHUMALO B	KHUMALO B	ALL WARDS	ALL WARDS	4	4.2	301 300	-	301 300
240	532	08	LAND AND BUILDINGS	FINANCIAL SERVICES	CRR	FS	N	M	KUNENE M	RENALD H	RENALD H	RENALD H	ALL WARDS	ALL WARDS	5	5.1	-	547 000	547 000
282	536	66	MACHINERY AND EQUIPMENT	DIGITAL VOICE RECORDING - FINANCIAL SERVICES	CRR	FS	N	S	KUNENE M	NDLOVU A	KHUMALO B	KHUMALO B	ALL WARDS	ALL WARDS	5	5.2	15 000	-	15 000
282	532	x	LAND AND BUILDINGS	CCTV SYSTEM - ALKANDSTRAND BEACH BUILDING	CRR	DCSH	N	M	OLIPHANT M	VAN BILJON E	KHUMALO B	KHUMALO B	1	1	4	4.2	-	-	-
282	536	72	MACHINERY AND EQUIPMENT	2 X LAPTOPS FOR FINANCIAL SERVICES	CRR	FS	N	S	KUNENE M	NDLOVU A	KHUMALO B	KHUMALO B	ALL WARDS	ALL WARDS	5	5.2	9 100	-	9 100
219	632	51	LAND AND BUILDINGS	REPLACEMENT OF AIRCONDITIONERS D235 AND D331A (ELECTRICAL)	EFF	I & TS	N	S	GOPANE T	KANYILE B	MBHAMALI B	MBATHA A	1 -9,16 -30	1 -9,16 -30	2	2.2	8 300	-	8 300
250	532	01	LAND AND BUILDINGS	MUNICIPAL ISSUE TRACKING SYSTEMS FOR ALL WATER/SEWER AND ELECTRICITY FAULTS OF EVENTS TO BE DECENTRALIZED	CRR	I & TS	N	M	GOPANE T	GOPANE T	GOPANE T	SIMAMANE T	1 -9,16 -30	1 -9,16 -30	2	2.5.3	924 400	-	924 400
250	536	10	MACHINERY AND EQUIPMENT	UPGRADING OF TELEMETRY (RESERVOIRS, SUBSTATIONS AND SEWER AND INTERFACE TO TOC )	CRR	I & TS	N	M	GOPANE T	GOPANE T	GOPANE T	SIMAMANE T	1 -9,16 -30	1 -9,16 -30	2	2.5.3	-	-	-
250	632	02	LAND AND BUILDINGS	UPGRADE RADIO SYSTEMS TO SUSTAIN NETWORK COVERAGE WITHIN THE CITY	EFF	I & TS	N	M	GOPANE T	GOPANE T	GOPANE T	SIMAMANE T	1 -9,16 -30	1 -9,16 -30	2	2.5.3	21 000	-	21 000
250	632	03	LAND AND BUILDINGS	PRESSURE MANAGEMENT THROUGHOUT THE PIPE NETWORK OF WATERWORKS AND SEWER AND ELECTRICITY SCADA UPGRADE	EFF	I & TS	N	M	GOPANE T	MBHAMALI B	GOPANE T	SIMAMANE T	1 -9,16 -30	1 -9,16 -30	2	2.5.3	498 000	-	498 000
250	632	05	LAND AND BUILDINGS	TECHNICAL OPERATIONAL CENTRE UPGRADE AND NEW IMPLEMENTATION SYSTEMS	EFF	I & TS	N	M	GOPANE T	GOPANE T	GOPANE T	SIMAMANE T	1 -9,16 -30	1 -9,16 -30	2	2.5.3	-	-	-
250	632	x	LAND AND BUILDINGS	UPGRADE - ALL TRAFFIC INTERSECTIONS AND CONTROLLERS	EFF	I & TS	N	S	GOPANE T	GOPANE T	GOPANE T	SIMAMANE T	1 -9,16 -30	1 -9,16 -30	2	2.2	-	-	-
250	636	02	MACHINERY AND EQUIPMENT	UPGRADING OF TELEMETRY (RESERVOIRS, SUBSTATIONS AND SEWER AND INTERFACE TO TOC )	EFF	I & TS	N	M	GOPANE T	GOPANE T	GOPANE T	SIMAMANE T	1 -9,16 -30	1 -9,16 -30	2	2.5.3	421 800	-	421 800
250	644	0	OFFICE FURNITURE	GENERAL	EFF	I & TS	N	S	GOPANE T	GOPANE T	GOPANE T	GOPANE T	1 -9,16 -30	1 -9,16 -30	2	2.2			
254	636	0	OFFICE FURNITURE	MICROWAVE AND FRIDGE	EFF	I & TS	N	S	GOPANE T	GOPANE T	GOPANE T	GOPANE T	1 -9,16 -30	1 -9,16 -30	2	2.2	1 600	-	1 600
255	532	25	LAND AND BUILDINGS	132 KV SUBSTATIONS	CRR	I & TS	N	M	GOPANE T	GOPANE T	GOPANE T	MOKOENA C	1 -9,16 -30	1 -9,16 -30	2	2.2	15 300	-	15 300
255	536	12	MACHINERY AND EQUIPMENT	3 x CLAMP ON AMPMETER INSTRUMENTS	CRR	I & TS	N	M	GOPANE T	GOPANE T	GOPANE T	MOKOENA C	1 -9,16 -30	1 -9,16 -30	2	2.2	74 500	-	74 500
255	536	13	MACHINERY AND EQUIPMENT	PD TESTER AUXILLARY EQUIPMENT	CRR	I & TS	N	S	GOPANE T	GOPANE T	GOPANE T	MOKOENA C	1 -9,16 -30	1 -9,16 -30	2	2.2	23 500	-	23 500
255	536	14	MACHINERY AND EQUIPMENT	PORTABLE FLOODLIGHTS	CRR	I & TS	N	S	GOPANE T	GOPANE T	GOPANE T	MOKOENA C	1 -9,16 -30	1 -9,16 -30	2	2.2	32 000	-	32 000
255	632	45	LAND AND BUILDINGS	INSTALLATION OF ONLINE METERING TO MAIN FEEDERS IN URBAN AREAS TO DETECT ENERGY LOSSES	EFF	I & TS	N	M	GOPANE T	GOPANE T	GOPANE T	KANYILE B	1 -9,16 -30	1 -9,16 -30	2	2.2	288 000	-	288 000

VOTE			ASSET CLASS	DETAILED PROJECT DESCRIPTION	FIN	DEPT	NEW/REPLACEMENT	MULTI/SINGLE YEAR PROJECT	DEPUTY MUNICIPAL MANAGER	RESPONSIBLE HEAD OF SECTION	EXECUTING HEAD OF SECTION	EXECUTING MANAGER	WARD LOCATION	WARD BENEFITTING	IDP STRATEGY	IDP PROG	ROLL OVERS	ADOPTED 2014/2015	ADOPTED 2014/2015 INCLUDING ROLL OVERS
255	632	49	LAND AND BUILDINGS	DC SYSTEMS REPLACEMENTS (BATTERIES)	EFF	I & TS	N	S	GOPANE T	GOPANE T	GOPANE T	MOKOENA C	1 -9,16 -30	1 -9,16 -30	2	2.2	840 800	-	840 800
255	636	10	MACHINERY AND EQUIPMENT	WORKING EARTHS	EFF	I & TS	N	M	GOPANE T	GOPANE T	GOPANE T	MOKOENA C	1 -9,16 -30	1 -9,16 -30	2	2.2	45 000	-	45 000
216	632	x	LAND AND BUILDINGS	AQUADENE HALL - REFURBISHMENT OF THE HALL	EFF	DCS	R	M	KUNENE M	KUNENE M	KUNENE M	MBHAMALI B	2	2	2	2.6.3.3	-	-	-
216	632	x	LAND AND BUILDINGS	VULINDLELA HALL - UPGRADE (CONSTRUCT GUARD HOUSE, FENCING AND LIFT DISABLED)	EFF	DCS	N	M	KUNENE M	KUNENE M	KUNENE M	MBHAMALI B	30	10, 11 & 30	2	2.6.3.3	-	-	-
216	632	x	LAND AND BUILDINGS	AQUADENE HALL - GREENFIELDS	EFF	DCS	N	M	KUNENE M	KUNENE M	KUNENE M	MBHAMALI B	2	2	2	2.6.3.3	-	-	-
216	632	x	LAND AND BUILDINGS	HLANGANANI HALL - PARKING	EFF	DCS	N	M	KUNENE M	KUNENE M	KUNENE M	MBHAMALI B	19	18,19 & 20	2	2.6.3.3	-	-	-
255	672	21	ELECTRICITY SUPPLY	ENERGY LOSSES PROJECT	EFF	I & TS	R	M	GOPANE T	GOPANE T	GOPANE T	KANYILE B	1 -9,16 -30	1 -9,16 -30	2	2.2	2 333 900	1 300 000	3 633 900
255	672	27	ELECTRICITY SUPPLY	132 AND 11KV NETWORK PROTECTION GRADING	EFF	I & TS	R	M	GOPANE T	GOPANE T	GOPANE T	MOKOENA C	1 -9,16 -30	1 -9,16 -30	2	2.2	1 310 800	-	1 310 800
255	672	28	ELECTRICITY SUPPLY	2 X NEW 132KV BREAKERS	EFF	I & TS	N	M	GOPANE T	GOPANE T	GOPANE T	MOKOENA C	1 -9,16 -30	1 -9,16 -30	2	2.2	4 733 500	-	4 733 500
219	632	x	LAND AND BUILDINGS	AQUADENE GREENFIELDS SERVICE CENTRE	EFF	DCS	N	S	KUNENE M	KUNENE M	KUNENE M	MBHAMALI B	2	2	2	2.6.3.3	-	-	-
219	632	x	LAND AND BUILDINGS	BRACKENHAM COMPLEX	EFF	DCS	N	S	KUNENE M	KUNENE M	KUNENE M	MBHAMALI B	2	2	2	2.6.3.3	-	-	-
219	632	x	LAND AND BUILDINGS	eSIKHALENI SERVICES DEPOT - REFURBISHMENT	EFF	DCS	R	M	KUNENE M	KUNENE M	KUNENE M	MBHAMALI B	17	10,11,12,13,14,15 ,16,17,18,19, 20,21 & 22	2	2.6.3.3	-	-	-
230	532	x	LAND AND BUILDINGS	AGRICULTURAL PROJECTS	CRR	DCS	N	M	KUNENE M	KHUMALO B	KHUMALO B	PHAHLA T	ALL WARDS	ALL WARDS	1	1.3	-	-	-
255	672	29	ELECTRICITY SUPPLY	NETWORK MASTER PLAN	EFF	I & TS	N	S	GOPANE T	GOPANE T	GOPANE T	MOHAPI D	1 -9,16 -30	1 -9,16 -30	2	2.2	1 500 000	-	1 500 000
255	672	30	ELECTRICITY SUPPLY	CONSTRUCTION OF NGWELEZANE SUBSTATION	EFF	I & TS	R	M	GOPANE T	GOPANE T	GOPANE T	MOKOENA C	1 -9,16 -30	1 -9,16 -30	2	2.2	350 000	-	350 000
257	536	01	MACHINERY AND EQUIPMENT	TOOLS (METER INSTRUMENTS)	CRR	I & TS	N	M	GOPANE T	GOPANE T	GOPANE T	KANYILE B	1 -9,16 -30	1 -9,16 -30	2	2.2	23 900	-	23 900
270	550	05	PLANT AND EQUIPMENT	REPLACEMENT ELECTRICTY (AERIAL PLATFORMS V1050,V224,V203)	CRR	I & TS	N	M	GOPANE T	GOPANE T	GOPANE T	KANYILE B	1 -9,16 -30	1 -9,16 -30	2	2.2	617 000	-	617 000
281	536	01	MACHINERY AND EQUIPMENT	ELECTRICAL TOOLS	CRR	I & TS	N	M	GOPANE T	GOPANE T	GOPANE T	MOHAPI D	1 -9,16 -30	1 -9,16 -30	2	2.2	9 800	-	9 800
281	536	06	MACHINERY AND EQUIPMENT	GUILLOTINE	CRR	I & TS	N	S	GOPANE T	GOPANE T	GOPANE T	MOHAPI D	1 -9,16 -30	1 -9,16 -30	2	2.2	4 800	-	4 800
281	536	07	MACHINERY AND EQUIPMENT	BAR FRIDGES	CRR	I & TS	N	S	GOPANE T	GOPANE T	GOPANE T	MOHAPI D	1 -9,16 -30	1 -9,16 -30	2	2.2	6 000	-	6 000
281	544	03	OFFICE FURNITURE	FURNITURE FOR ELECTRICTY PLANNING	CRR	I & TS	N	M	GOPANE T	GOPANE T	GOPANE T	MOHAPI D	1 -9,16 -30	1 -9,16 -30	2	2.2	23 500	-	23 500
281	644	05	OFFICE FURNITURE	FURNITURE - NEW PROJECTS MANAGER	EFF	I & TS	N	M	GOPANE T	GOPANE T	GOPANE T	MOHAPI D	1 -9,16 -30	1 -9,16 -30	2	2.2	25 300	-	25 300
282	536	73	MACHINERY AND EQUIPMENT	1 X 15.6 NOTEBOOK FOR SENIOR ENGINEERING TECHNICIAN	CRR	I & TS	N	M	GOPANE T	GOPANE T	GOPANE T	MOHAPI D	1 -9,16 -30	1 -9,16 -30	2	2.2	18 000	-	18 000
282	536	74	MACHINERY AND EQUIPMENT	1 x WORKSTATION FOR ELECTRICAL PLANNING	CRR	I & TS	N	S	GOPANE T	GOPANE T	GOPANE T	MOHAPI D	1 -9,16 -30	1 -9,16 -30	2	2.2	6 500	-	6 500
282	636	28	MACHINERY AND EQUIPMENT	EQUIPMENT FOR SENIOR ENGINEER OPERATIONS & MAINTENANCE	EFF	I & TS	N	M	GOPANE T	GOPANE T	GOPANE T	MOKOENA C	1 -9,16 -30	1 -9,16 -30	2	2.2	-	-	-
282	636	32	MACHINERY AND EQUIPMENT	3 x LAPTOP DOCKING STATION AND SCREENS	EFF	I & TS	N	S	GOPANE T	GOPANE T	GOPANE T	KANYILE B	1 -9,16 -30	1 -9,16 -30	2	2.2	16 600	-	16 600

VOTE			ASSET CLASS	DETAILED PROJECT DESCRIPTION	FIN	DEPT	NEW/REPLACEMENT	MULTI/SINGLE YEAR PROJECT	DEPUTY MUNICIPAL MANAGER	RESPONSIBLE HEAD OF SECTION	EXECUTING HEAD OF SECTION	EXECUTING MANAGER	WARD LOCATION	WARD BENEFITTING	IDP STRATEGY	IDP PROG	ROLL OVERS	ADOPTED 2014/2015	ADOPTED 2014/2015 INCLUDING ROLL OVERS
249	536	01	MACHINERY AND EQUIPMENT	INSTALLATION BULK METER AND PRV'S - R/BAY, ARBORETUM, VELDENVLEI & MEERENSEE	CRR	I & TS	N	M	GOPANE T	PUPUMA Z	PUPUMA Z	HLELA S	1,2,3	1,2,3,4,5,6,7,8,9	2	2.1.4	680 500	-	680 500
255	532	26	LAND AND BUILDINGS	11 KV SWITCHING SUBSTATIONS	CRR	I & TS	N	M	GOPANE T	GOPANE T	GOPANE T	MOKOENA C	1,2,3,13 -22	1,2,3,13 -22	2	2.2	242 200	-	242 200
242	532	39	LAND AND BUILDINGS	SWIMMING POOLS - SIGNAGE	CRR	DCSH	R	S	OLIPHANT M	VAN BILJON E	VAN BILJON E	NGIDI D	1,3,8,17,23,28	1,3,8,17,23,28	2	2.6.2.2	25 300	-	25 300
242	536	03	MACHINERY AND EQUIPMENT	SWIMMING POOLS - EQUIPMENT	CRR	DCSH	R	S	OLIPHANT M	VAN BILJON E	VAN BILJON E	NGIDI D	1,3,8,21,23,28	1,3,8,21,23,28	2	2.6.2.2	16 900	30 000	46 900
209	532	06	LAND AND BUILDINGS	ALARMS : ALL CLINICS	CRR	DCSH	N	M	OLIPHANT M	DLADLA Z	DLADLA Z	WHITE P	1,4,23,26	1,4,23,26	2	2.4.2	-	49 000	49 000
209	532	07	LAND AND BUILDINGS	AIRCONDITIONERS : VARIOUS CLINICS	CRR	DCSH	R	M	OLIPHANT M	DLADLA Z	MBHAMALI B	NDWANDA N	1,4,23,26	1,4,23,26	2	2.4.2	-	35 000	35 000
209	536	0	MACHINERY AND EQUIPMENT	EQUIPMENT - ALL CLINICS	CRR	DCSH	N	S	OLIPHANT M	DLADLA Z	DLADLA Z	WHITE P	1,4,23,26	1,4,23,26	2	2.4.2	-	200 000	200 000
209	536	05	MACHINERY AND EQUIPMENT	GENERATORS	CRR	DCSH	N	S	OLIPHANT M	DLADLA Z	DLADLA Z	WHITE P	1,4,23,26	1,4,23,26	2	2.4.2	-	600 000	600 000
209	544	06	OFFICE FURNITURE	FIXED BENCHES AT VARIOUS CLINICS	CRR	DCSH	N	S	OLIPHANT M	DLADLA Z	MBHAMALI B	NDWANDA N	1,4,23,26	1,4,23,26	2	2.4.2	-	50 000	50 000
255	872	12	ELECTRICITY SUPPLY	ELECTRIFICATION OF MANDLAZINI AREA (564 STANDS)	GOV - NAT	I & TS	R	M	GOPANE T	GOPANE T	GOPANE T	MOHAPI D	1,4,6,8,16,17,20,24,26,28	1,4,6,8,16,17,20,24,26,28	2	2.2	-	2 600 000	2 600 000
255	872	13	ELECTRICITY SUPPLY	ELECTRIFICATION OF MZINGAZI AREA (209 STANDS)	GOV - NAT	I & TS	R	M	GOPANE T	GOPANE T	GOPANE T	MOHAPI D	1,4,6,8,16,17,20,24,26,28	1,4,6,8,16,17,20,24,26,28	2	2.2	-	1 200 000	1 200 000
241	576	27	STREETLIGHTING	MANDLANKALA/ MAHOLOHOLO STREETLIGHTING INSTALLATION	CRR	I & TS	N	M	GOPANE T	GOPANE T	GOPANE T	MOHAPI D	1,4,8,9,16,17,20,24,26,28	1,4,8,9,16,17,20,24,26,28	2	2.2.1	2 214 400	1 600 000	3 814 400
230	632	01	LAND AND BUILDINGS	AGRICULTURAL PROJECTS	EFF	DCS	N	M	KHOZA L	MADUMA S	MADUMA S	NDAWONDE Z	1,7,10,18,20,22,25 &29	1,7,10,18,20,22,25 &30	3	3.1	-	44 000	44 000
246	684	06	WATER SUPPLY	RURAL AREAS - MKHWANAZI NORTH PHASE 5 WATER SUPPLY (COUNTER FUNDING)	EFF	I & TS	N	M	GOPANE T	MBHAMALI B	MBHAMALI B	NDWANDA N	10,11	10,11	2	2.1	-	300 000	300 000
246	684	09	WATER SUPPLY	MKHWANAZI NORTH BULK WATER SUPPLY PHASE 5	EFF	I & TS	N	M	GOPANE T	PUPUMA Z	PUPUMA Z	HLELA S	10,11	10,11	2	2.1	299 800	300 000	599 800
260	636	10	MACHINERY AND EQUIPMENT	5 JOJO TANKS	EFF	I & TS	N	M	GOPANE T	PUPUMA Z	PUPUMA Z	NXUMALO P	10,11,12,13,14,15,16,18,22	10,11,12,13,14,15,16,18,22	2	2.1	-	50 000	50 000
219	532	x	LAND AND BUILDINGS	RENOVATIONS BRANCH OFFICES	CRR	FS	N	S	KUNENE M	NDLOVU A	NDLOVU A	RAPER E	ALL WARDS	ALL WARDS	5	5.2	-	-	-
246	884	06	WATER SUPPLY	RURAL/SEMI-URBAN AREAS	MIG	I & TS	N	M	GOPANE T	MBHAMALI B	MBHAMALI B	NDWANDA N	10,11,16,17,19,20,21	10,11,16,17,19,20,21	2	2.1	-	29 065 900	29 065 900
246	636	01	MACHINERY AND EQUIPMENT	NEW WATER METERS (RURAL) - KWA-DUBE TRADITIONAL AREAS	EFF	I & TS	N	M	GOPANE T	PUPUMA Z	PUPUMA Z	NXUMALO P	12,13,14,15	12,13,14,15	2	2.1	-	1 000 000	1 000 000
255	672	23	ELECTRICITY SUPPLY	RETICULATION EXTENSIONS	EFF	I & TS	N	M	GOPANE T	GOPANE T	GOPANE T	MOHAPI D	16,17,20,21	16,17,20,21	2	2.2	-	-	-
223	532	03	LAND AND BUILDINGS	PARKS DEVELOPMENT	CRR	DCSH	N	M	OLIPHANT M	VAN BILJON E	VAN BILJON E	MULDER OJH	17, 8 & 27	17, 8 & 27	2	2.6.2.2	317 700	1 000 000	1 317 700
282	532	29	LAND AND BUILDINGS	TELEMETRY (COMMUNITY SERVICES)	CRR	DCSH	N	M	OLIPHANT M	VAN BILJON E	KHUMALO B	KHUMALO B	17, 8 & 27	ALL WARDS	2	2.6.2.2	100 000	-	100 000
255	632	27	LAND AND BUILDINGS	eSIKHALENI - REPLACE XLPE MEDIUM VOLTAGE CABLE WITH PAPER INSULATED CABLE	EFF	I & TS	N	M	GOPANE T	GOPANE T	GOPANE T	MOHAPI D	17,20	17,20	2	2.2	-	500 000	500 000
242	532	29	LAND AND BUILDINGS	FILTER FOR SWIMMING POOLS	CRR	DCSH	R	S	OLIPHANT M	VAN BILJON E	VAN BILJON E	NGIDI D	2 & 23	2 & 23	2	2.6.2.2	7 000	20 000	27 000
205	536	31	MACHINERY AND EQUIPMENT	FIRE SERVICES	CRR	DCSH	N	S	OLIPHANT M	DLADLA Z	DLADLA Z	VUMBA A	2 & 24	ALL WARDS	1	1.4.1	-	150 000	150 000
205	536	32	MACHINERY AND EQUIPMENT	TELEVISION AND REFRIDGERATOR	CRR	DCSH	N	S	OLIPHANT M	DLADLA Z	DLADLA Z	VUMBA A	2 & 24	ALL WARDS	1	1.4.1	22 400	-	22 400



VOTE			ASSET CLASS	DETAILED PROJECT DESCRIPTION	FIN	DEPT	NEW/REPLACEMENT	MULTI/SINGLE YEAR PROJECT	DEPUTY MUNICIPAL MANAGER	RESPONSIBLE HEAD OF SECTION	EXECUTING HEAD OF SECTION	EXECUTING MANAGER	WARD LOCATION	WARD BENEFITTING	IDP STRATEGY	IDP PROG	ROLL OVERS	ADOPTED 2014/2015	ADOPTED 2014/2015 INCLUDING ROLL OVERS
273	636	02	MACHINERY AND EQUIPMENT	REPLACEMENT RIDE-ON MOWERS	EFF	DCSH	R	S	OLIPHANT M	VAN BILJON E	VAN BILJON E	MULDER OJH	2, 14 & 23	ALL WARDS	2	2.6.2.2	-	500 000	500 000
273	636	05	MACHINERY AND EQUIPMENT	HAND MOWERS, CHAIN SAWS, BRUSH CUTTERS, POLE PRUNER	EFF	DCSH	R	S	OLIPHANT M	VAN BILJON E	VAN BILJON E	MULDER OJH	2, 14 & 23	ALL WARDS	2	2.6.2.2	13 000	200 000	213 000
219	532	143	LAND AND BUILDINGS	200 x LOCKERS (ESIKHALENI AND ALTON DEPOTS REFUSE)	CRR	DCSH	N	S	OLIPHANT M	DLADLA Z	MBHAMALI B	NDWANDA N	2, 17	2, 17	2	2.4.1	-	200 000	200 000
209	536	03	MACHINERY AND EQUIPMENT	EQUIPMENT - MATERNITY SECTION	CRR	DCSH	N	M	OLIPHANT M	DLADLA Z	DLADLA Z	WHITE P	2, 23	2, 23	2	2.4.2	-	265 200	265 200
209	536	02	MACHINERY AND EQUIPMENT	TECHNILAMPS	CRR	DCSH	N	M	OLIPHANT M	DLADLA Z	DLADLA Z	WHITE P	2, 23	ALL WARDS	2	2.4.2	-	145 000	145 000
212	536	04	MACHINERY AND EQUIPMENT	ALARM (SECURITY PROJECT)	CRR	DCSH	N	S	OLIPHANT M	DLADLA Z	DLADLA Z	DLAMINI IP	2, 23	ALL WARDS	1	1.4.2.2	-	20 000	20 000
205	536	40	MACHINERY AND EQUIPMENT	120 x BREATHING APPARATUS FACE MASK	CRR	DCSH	N	S	OLIPHANT M	DLADLA Z	DLADLA Z	VUMBA A	2, 24	ALL WARDS	1	1.4.1	-	55 000	55 000
241	576	x	STREETLIGHTING	RURAL AREAS HIGH MAST LIGHTING INSTALLATION	CRR	I & TS	N	M	GOPANE T	GOPANE T	GOPANE T	MOHAPI D	15-19,30	15-19,30	2	2.2.1	-	-	-
241	676	x	STREETLIGHTING	JOHN ROSS/EMPANGENI MAIN STREETLIGHTING INSTALLATION	EFF	I & TS	N	M	GOPANE T	GOPANE T	GOPANE T	MOHAPI D	1 -9,16 -30	1 -9,16 -30	2	2.2.1	-	-	-
205	536	41	MACHINERY AND EQUIPMENT	4 x DIVIDER AND COLLECTOR KITTING's	CRR	DCSH	N	S	OLIPHANT M	DLADLA Z	DLADLA Z	VUMBA A	2, 24	ALL WARDS	1	1.4.1	-	131 800	131 800
205	536	44	MACHINERY AND EQUIPMENT	100 x FIRE HOSES	CRR	DCSH	N	S	OLIPHANT M	DLADLA Z	DLADLA Z	VUMBA A	2, 24	ALL WARDS	1	1.4.1	-	178 000	178 000
205	536	45	MACHINERY AND EQUIPMENT	REPEATERS	CRR	DCSH	N	S	OLIPHANT M	DLADLA Z	DLADLA Z	VUMBA A	2, 24	ALL WARDS	1	1.4.1	-	-	-
233	536	16	MACHINERY AND EQUIPMENT	2 x DEEP FREEZERS	CRR	DCSH	N	S	OLIPHANT M	DLADLA Z	DLADLA Z	MASANGO Z	2, 9	2,9	2	2.4.1	-	60 000	60 000
219	532	145	LAND AND BUILDINGS	CONSTRUCTION OF STORE ROOM (ALTON & EMPANGENI) (REFUSE)	CRR	DCSH	N	S	OLIPHANT M	DLADLA Z	MBHAMALI B	NDWANDA N	2, 9	2,9	2	2.4.1	-	200 000	200 000
271	500	332	VEHICLES	2 x REFUSE TRUCKS	CRR	DCSH	N	S	OLIPHANT M	DLADLA Z	MBHAMALI B	DE JAGER E	2, 9	ALL WARDS	2	2.5.2	7 307 600	-	7 307 600
219	532	92	LAND AND BUILDINGS	AIRCONDITIONER - TRANSPORT, ROADS AND STORMWATER	CRR	I & TS	N	S	GOPANE T	NAIDOO JK	MBHAMALI B	MBATHA A	2, 9, 21	2, 9, 21	2	2.3	800	25 000	25 800
224	536	0	MACHINERY AND EQUIPMENT	SPORTS FACILITIES - EQUIPMENT	CRR	DCSH	R	S	OLIPHANT M	VAN BILJON E	VAN BILJON E	NGIDI D	2,15	2,15	2	2.6.2.2	1 672 700	-	1 672 700
224	532	23	LAND AND BUILDINGS	FLOODLIGHTS - VARIOUS SPORTSFIELDS	CRR	DCSH	N	M	OLIPHANT M	VAN BILJON E	CRONJE G	RAIDOO R	2,17	ALL WARDS	2	2.6.2.2	2 761 000	1 000 000	3 761 000
224	632	27	LAND AND BUILDINGS	FLOODLIGHTS - VARIOUS SPORTSFIELDS	EFF	DCSH	N	M	OLIPHANT M	VAN BILJON E	CRONJE G	RAIDOO R	2,17	ALL WARDS	2	2.6.2.2	-	2 000 000	2 000 000
219	532	80	LAND AND BUILDINGS	BUILDING ALTERATION SCIENTIFIC SERVICES	CRR	I & TS	N	M	GOPANE T	PUPUMA Z	PUPUMA Z	PUPUMA Z	2,21,23	ALL WARDS	2	2.1	-	-	-
234	544	01	OFFICE FURNITURE	WATER AND SANITATION SECTION	CRR	I & TS	N	S	GOPANE T	PUPUMA Z	PUPUMA Z	PUPUMA Z	2,21,23	ALL WARDS	2	2.1	-	150 000	150 000
242	532	43	LAND AND BUILDINGS	SWIMMING POOLS - NEW AND RELACEMENT CHLORINATORS	CRR	DCSH	R	S	OLIPHANT M	VAN BILJON E	VAN BILJON E	NGIDI D	2,21,26	2,21,26	2	2.6.2.2	99 000	-	99 000
242	532	44	LAND AND BUILDINGS	UPGRADE FILTER - NSELENI POOL	CRR	DCSH	R	S	OLIPHANT M	VAN BILJON E	VAN BILJON E	NGIDI D	2,21,26	ALL WARDS	2	2.6.2.2	60 000	-	60 000
212	532	04	LAND AND BUILDINGS	CUBICLES - RICHARDS BAY AND EMPANGENI	CRR	DCSH	N	S	OLIPHANT M	DLADLA Z	MBHAMALI B	NDWANDA N	2,23	2,23	1	1.4.2.2	42 600	260 000	302 600
212	532	05	LAND AND BUILDINGS	CCTV CAMERA	CRR	DCSH	N	M	OLIPHANT M	DLADLA Z	DLADLA Z	POSWA	2,23	2,23	1	1.4.2.2	-	-	-
212	532	07	LAND AND BUILDINGS	UPGRADE OF AIR CONDITIONING SYSTEM IN EMPANGENI	CRR	DCSH	N	S	OLIPHANT M	DLADLA Z	MBHAMALI B	NDWANDA N	2,23	2,23	1	1.4.2.2	-	40 000	40 000

VOTE			ASSET CLASS	DETAILED PROJECT DESCRIPTION	FIN	DEPT	NEW/ REPLAC EMENT	MULTI/ SINGLE YEAR PROJECT	DEPUTY MUNICIPAL MANAGER	RESPONSIBLE HEAD OF SECTION	EXECUTING HEAD OF SECTION	EXECUTING MANAGER	WARD LOCATION	WARD BENEFITTING	IDP STRAT EGY	IDP PROG	ROLL OVERS	ADOPTED 2014/2015	ADOPTED 2014/2015 INCLUDING ROLL OVERS
212	544	02	OFFICE FURNITURE	LICENSING	CRR	DCSH	N	S	OLIPHANT M	DLADLA Z	DLADLA Z	DLAMINI IP	2,23	2,23	1	1.4.2.2	-	100 000	100 000
212	532	08	LAND AND BUILDINGS	TINT WINDOWS AND GLASS DOOR	CRR	DCSH	N	S	OLIPHANT M	DLADLA Z	MBHAMALI B	NDWANDA N	2,23	ALL WARDS	1	1.4.2.2	17 000	-	17 000
212	544	01	OFFICE FURNITURE	FURNITURE FOR LICENSING CUBICLES	CRR	DCSH	N	S	OLIPHANT M	DLADLA Z	DLADLA Z	DLAMINI IP	2,23	ALL WARDS	1	1.4.2.2	60 000	-	60 000
274	532	02	LAND AND BUILDINGS	CLOCKING MACHINES	CRR	I & TS	N	S	GOPANE T	PUPUMA Z	PUPUMA Z	NHLEKO M	2,23,21	ALL WARDS	2	2.1	35 000	-	35 000
274	536	0	MACHINERY AND EQUIPMENT	PLUMBERS TOOL SETS	CRR	I & TS	R	S	GOPANE T	PUPUMA Z	PUPUMA Z	NHLEKO M	2,23,21	ALL WARDS	2	2.1	-	150 000	150 000
255	632	x	LAND AND BUILDINGS	CAPELLA 132 KV SWITCHING STATION	EFF	I & TS	R	S	GOPANE T	GOPANE T	GOPANE T	MOKOENA C	2	2	2	2.2	-	-	-
274	536	07	MACHINERY AND EQUIPMENT	JETTING MACHINE	CRR	I & TS	R	S	GOPANE T	PUPUMA Z	PUPUMA Z	NHLEKO M	2,23,21	ALL WARDS	2	2.1	241 000	-	241 000
255	636	x	MACHINERY AND EQUIPMENT	INFRA RED SCANNER/CAMERA AND EQUIPMENT	EFF	I & TS	N	S	GOPANE T	GOPANE T	GOPANE T	MOKOENA C	1 -9,16 -30	1 -9,16 -30	2	2.2	-	-	-
282	536	62	MACHINERY AND EQUIPMENT	3 x NOTEBOOKS AND PC'S FOR WATER AND SANITATION	CRR	I & TS	N	S	GOPANE T	PUPUMA Z	PUPUMA Z	PUPUMA Z	2,23,21	ALL WARDS	4	4.2	23 100	-	23 100
282	636	17	MACHINERY AND EQUIPMENT	MOBILE GIS DATABASE ENHANCEMENTS AND CAPTURING	EFF	I & TS	N	M	GOPANE T	MBHAMALI B	MBHAMALI B	KHUMALO B	2,23,21	ALL WARDS	4	4.2	-	500 000	500 000
205	536	34	MACHINERY AND EQUIPMENT	REDUCER FITTING	CRR	DCSH	N	S	OLIPHANT M	DLADLA Z	DLADLA Z	VUMBA A	2,24	ALL WARDS	1	1.4.1	-	22 800	22 800
205	536	42	MACHINERY AND EQUIPMENT	10 x BREATHING APPARATUS SETS	CRR	DCSH	N	S	OLIPHANT M	DLADLA Z	DLADLA Z	VUMBA A	2,24	ALL WARDS	1	1.4.1	-	170 000	170 000
282	536	53	MACHINERY AND EQUIPMENT	3 X WORKSTATIONS FOR COMMUNITY SERVICES	CRR	DCSH	N	S	OLIPHANT M	DLADLA Z	KHUMALO B	KHUMALO B	2,24	ALL WARDS	4	4.2	9 200	-	9 200
282	536	87	MACHINERY AND EQUIPMENT	IT EQUIPMENT FOR AIR QUALITY MANAGEMENT	CRR	DCSH	N	S	OLIPHANT M	DLADLA Z	KHUMALO B	KHUMALO B	2,24	ALL WARDS	4	4.2	-	-	-
282	536	90	MACHINERY AND EQUIPMENT	IT EQUIPMENT FOR AIR QUALITY MANAGEMENT	CRR	DCSH	N	S	OLIPHANT M	DLADLA Z	KHUMALO B	KHUMALO B	2,24	ALL WARDS	4	4.2	-	-	-
260	684	20	WATER SUPPLY	RICHARDS BAY WATER IMPROVEMENTS PHASE 1	EFF	I & TS	N	M	GOPANE T	PUPUMA Z	PUPUMA Z	NHLEKO M	2,3	2,3	2	2.1	4 400 000	-	4 400 000
204	544	09	OFFICE FURNITURE	ALL LIBRARIES - BOOK TROLLEYS	CRR	DCSH	N	S	OLIPHANT M	VAN BILJON E	VAN BILJON E	MASHABA N	2,8,17,23	2,8,17,23	2	2.6.3.1	-	10 000	10 000
271	600	116	VEHICLES	REFUSE TRUCKS	EFF	DCSH	R	M	OLIPHANT M	DLADLA Z	MBHAMALI B	DE JAGER E	2,9	ALL WARDS	2	2.5.2	-	4 000 000	4 000 000
229	832	05	LAND AND BUILDINGS	CONSTRUCTION OF NEW INFORMAL TRADING STALLS	GOV - PROV (RO)	CD	N	M	MBATHA S	MBATHA S	MBATHA S	MADUMA SP	2,9 & 23	ALL WARDS	3	3.1.3	3 541 800	-	3 541 800
222	536	03	MACHINERY AND EQUIPMENT	ROADS SECTION	CRR	I & TS	N	S	GOPANE T	NAIDOO JK	NAIDOO JK	ZAIRE A	2,9,16	2,9,16	2	2.3	-	443 700	443 700
222	544	01	OFFICE FURNITURE	ROADS SECTION	CRR	I & TS	N	S	GOPANE T	NAIDOO JK	NAIDOO JK	ZAIRE A	2,9,16	2,9,16	2	2.3	-	101 300	101 300
255	672	x	ELECTRICITY SUPPLY	NGWELEZANE IDT RETICULATION MODIFICATION	EFF	I & TS	N	S	GOPANE T	GOPANE T	GOPANE T	MOHAPI D	27	27	2	2.2	-	-	-
255	672	x	ELECTRICITY SUPPLY	METERING OF 132KV AND 11KV FEEDERS	EFF	I & TS	N	S	GOPANE T	GOPANE T	GOPANE T	MOKOENA C	1 -9,16 -30	1 -9,16 -30	2	2.2	-	-	-
241	576	20	STREETLIGHTING	JOHN ROSS/EMPANGENI MAIN STREETLIGHTING INSTALLATION	CRR	I & TS	N	M	GOPANE T	GOPANE T	GOPANE T	MOHAPI D	2,9,23,26	2,9,23,26	2	2.2.1	3 965 200	2 280 000	6 245 200
222	672	55	STREETS AND STORMWATER	eSIKHALENI MALL ROAD SAFETY	EFF	I & TS	N	M	GOPANE T	NAIDOO JK	MBHAMALI B	PONSAMI D	20, 21	14, 16, 17, 21	2	2.3	815 900	2 000 000	2 815 900
222	572	77	STREETS AND STORMWATER	BUS SHELTERS & LAYBYES - ALL AREAS	CRR	I & TS	N	M	GOPANE T	NAIDOO JK	NAIDOO JK	SCHUTTE J	20, 5, 29, 19	20, 5, 29, 19	2	2.3	-	521 800	521 800

VOTE			ASSET CLASS	DETAILED PROJECT DESCRIPTION	FIN	DEPT	NEW/ REPLAC EMENT	MULTI/ SINGLE YEAR PROJECT	DEPUTY MUNICIPAL MANAGER	RESPONSIBLE HEAD OF SECTION	EXECUTING HEAD OF SECTION	EXECUTING MANAGER	WARD LOCATION	WARD BENEFITTING	IDP STRAT EGY	IDP PROG	ROLL OVERS	ADOPTED 2014/2015	ADOPTED 2014/2015 INCLUDING ROLL OVERS
222	572	78	STREETS AND STORMWATER	ESIKHALENI MALL PARKING - TAXI LOADING & HOLDING AREAS	CRR	I & TS	N	M	GOPANE T	NAIDOO JK	NAIDOO JK	SCHUTTE J	20,21	14,16,17,20,21	2	2.3	57 200	100 000	157 200
222	672	72	STREETS AND STORMWATER	ESIKHALENI MALL PARKING - TAXI LOADING & HOLDING AREAS	EFF	I & TS	N	M	GOPANE T	NAIDOO JK	MBHAMALI B	PONSAMI D	20,21	14,16,17,20,21	2	2.3	381 100	-	381 100
242	532	40	LAND AND BUILDINGS	SWIMMING POOLS - ANTI-TURBULANCE LANES	CRR	DCSH	R	S	OLIPHANT M	VAN BILJON E	VAN BILJON E	NGIDI D	26,28	26,28	2	2.6.2.2	6 000	-	6 000
222	672	67	STREETS AND STORMWATER	CIVIL SERVICES - B1030 NGWELEZANE	EFF	I & TS	N	M	GOPANE T	NAIDOO JK	MBHAMALI B	PONSAMI D	27,28	27,28	2	2.3	-	-	-
257	636	x	MACHINERY AND EQUIPMENT	TOOLS (METER INSTRUMENTS)	EFF	I & TS	N	M	GOPANE T	GOPANE T	GOPANE T	KANYILE B	1 -9,16 -30	1 -9,16 -30	2	2.2	-	-	-
234	632	27	LAND AND BUILDINGS	UPGRADE - HILLVIEW SEWER RISING MAIN	EFF	I & TS	R	M	GOPANE T	MBHAMALI B	PUPUMA Z	NHLEKO M	27,9,23,24,28, 25	27,9,23,24,28, 25	2	2.1	301 500	-	301 500
242	544	01	OFFICE FURNITURE	SWIMMING POOLS - NEW AND REPLACEMENT FURNITURE	CRR	DCSH	R	S	OLIPHANT M	VAN BILJON E	VAN BILJON E	NGIDI D	3,21,28	ALL WARDS	2	2.6.2.2	15 400	-	15 400
242	536	09	MACHINERY AND EQUIPMENT	FIRE EQUIPMENT VARIOUS POOLS	CRR	DCSH	R	M	OLIPHANT M	VAN BILJON E	VAN BILJON E	NGIDI D	3,9,21,28	3,9,21,28	2	2.6.2.2	-	20 000	20 000
242	536	10	MACHINERY AND EQUIPMENT	BA SETS : VARIOUS POOLS	CRR	DCSH	N	M	OLIPHANT M	VAN BILJON E	VAN BILJON E	NGIDI D	3,9,21,28	3,9,21,28	2	2.6.2.2	-	20 000	20 000
242	536	11	MACHINERY AND EQUIPMENT	PA SYSTEM	CRR	DCSH	R	S	OLIPHANT M	VAN BILJON E	VAN BILJON E	NGIDI D	3,9,21,28	3,9,21,28	2	2.6.2.2	-	3 000	3 000
242	536	12	MACHINERY AND EQUIPMENT	CASH REGISTERS VARIOUS POOLS	CRR	DCSH	R	S	OLIPHANT M	VAN BILJON E	VAN BILJON E	NGIDI D	3,9,21,28	3,9,21,28	2	2.6.2.2	-	5 000	5 000
222	572	74	STREETS AND STORMWATER	WALKWAYS URBAN AREAS	CRR	I & TS	N	M	GOPANE T	NAIDOO JK	NAIDOO JK	SCHUUTE J	30,9,3,1 & 7	30,9,3,1 & 7	2	2.3	-	550 000	550 000
234	632	11	LAND AND BUILDINGS	RURAL SANITATION (COUNTER FUNDING)	EFF	I & TS	N	M	GOPANE T	PUPUMA Z	MBHAMALI B	MBHAMALI B	5,12,13,14,15,16,18,19,20,22	5,12,13,14,15,16,18,19,20,22	2	2.1	-	500 000	500 000
246	884	08	WATER SUPPLY	RURAL HOUSEHOLDS INFRASTRUCTURE	GOV - NAT	I & TS	N	M	GOPANE T	MBHAMALI B	MBHAMALI B	NDWANDA N	5,12,13,14,15,16,18,19,20,22	5,12,13,14,15,16,18,19,20,22	2	2.1	-	4 500 000	4 500 000
234	832	01	LAND AND BUILDINGS	RURAL SANITATION	MIG	I & TS	N	M	GOPANE T	MBHAMALI B	MBHAMALI B	NDWANDA N	5,12,13,14,15,22,16,18,19,20,22	5,12,13,14,15,22,16,18,19,20,22	2	2.1	-	59 040 200	59 040 200
260	684	19	WATER SUPPLY	CONSTRUCTION OF 20ML RESERVOIR EMPANGENI (HILLTOP)	EFF	I & TS	N	M	GOPANE T	PUPUMA Z	PUPUMA Z	HLELA S	5,9,24	5,9,24	2	2.1	4 340 600	23 200 000	27 540 600
260	884	21	WATER SUPPLY	PIPE REPLACEMENT - R/BAY, EMPANGENI, ENSELENI, NGWELEZANE (MWIG)	GOV - NAT	I & TS	R	M	GOPANE T	PUPUMA Z	PUPUMA Z	PUPUMA Z	6,24,25,27,28,29	6,24,25,27,28,29	2	2.1	-	18 850 000	18 850 000
222	572	75	STREETS AND STORMWATER	TRAFFIC CALMING	CRR	I & TS	N	M	GOPANE T	NAIDOO JK	NAIDOO JK	SCHUTTE J	7 & 26	7 & 26	2	2.3	-	150 000	150 000
224	532	17	LAND AND BUILDINGS	PLAYGROUND EQUIPMENT	CRR	DCSH	R	S	OLIPHANT M	VAN BILJON E	VAN BILJON E	NGIDI D	8, 9, 20, 23, 30	8, 9, 20, 23, 30	2	2.6.2.2	209 100	150 000	359 100
241	576	26	STREETLIGHTING	EMPANGENI MAIN ROAD INTERSECTION STREETLIGHTING INSTALLATION	CRR	I & TS	R	M	GOPANE T	GOPANE T	GOPANE T	MOHAPI D	9 & 23	9 & 23	2	2.2.1	-	1 000 000	1 000 000
255	632	53	LAND AND BUILDINGS	JOHN ROSS INTERCHANGE 132kV SUBSTATION AND CYGNUS AND NGOYE 132kV DOUBLE CIRCUIT OVERHEAD LINE	EFF	I & TS	N	S	GOPANE T	GOPANE T	GOPANE T	MOKOENA C	9 & 23	9 & 23	2	2.2	-	500 000	500 000
219	532	147	LAND AND BUILDINGS	CONSTRUCTION : CANTEEN (EMPANGENI AND ESIKHALENI) (REFUSE)	CRR	DCSH	N	S	OLIPHANT M	DLADLA Z	MBHAMALI B	NDWANDA N	9, 17	9, 17	2	2.4.1	-	300 000	300 000
224	532	58	LAND AND BUILDINGS	UPGRADING RURAL SPORTSFIELDS	CRR	DCSH	N	M	OLIPHANT M	VAN BILJON E	MBHAMALI B	NDWANDWA N	ALL RURAL WARDS	ALL WARDS	2	2.6.2.2	129 000	-	129 000
224	632	18	LAND AND BUILDINGS	UPGRADING RURAL SPORTSFIELDS	EFF	DCSH	N	M	OLIPHANT M	VAN BILJON E	MBHAMALI B	NDWANDWA N	ALL RURAL WARDS	ALL WARDS	2	2.6.2.2	928 000	1 100 000	2 028 000
201	544	03	OFFICE FURNITURE	ADMINISTRATION	CRR	DCS	N	M	KUNENE M	KHUMALO B	KHUMALO B	PHAHLA T	ALL WARDS	ALL WARDS	1	1.2	53 800	-	53 800
214	536	01	MACHINERY AND EQUIPMENT	HUMAN RESOURCES PROJECTS	CRR	DCS	N	M	KUNENE M	NZUZA B	NZUZA B	NZUZA B	ALL WARDS	ALL WARDS	4	4.1	-	20 000	20 000

VOTE			ASSET CLASS	DETAILED PROJECT DESCRIPTION	FIN	DEPT	NEW/REPLACEMENT	MULTI/SINGLE YEAR PROJECT	DEPUTY MUNICIPAL MANAGER	RESPONSIBLE HEAD OF SECTION	EXECUTING HEAD OF SECTION	EXECUTING MANAGER	WARD LOCATION	WARD BENEFITTING	IDP STRATEGY	IDP PROG	ROLL OVERS	ADOPTED 2014/2015	ADOPTED 2014/2015 INCLUDING ROLL OVERS
221	544	01	OFFICE FURNITURE	GENERAL	CRR	DCS	N	M	KUNENE M	NZUZA B	NZUZA B	NZUZA B	ALL WARDS	ALL WARDS	4	4.1	-	30 000	30 000
277	536	03	MACHINERY AND EQUIPMENT	LION ALCOMETERES WITH SOFTWARE	CRR	DCS	N	S	KUNENE M	NZUZA B	NZUZA B	NZUZA B	ALL WARDS	ALL WARDS	4	4.1	-	10 000	10 000
277	536	04	MACHINERY AND EQUIPMENT	SAFETY EQUIPMENT - EVACUATION CHAIRS	CRR	DCS	N	S	KUNENE M	NZUZA B	NZUZA B	NZUZA B	ALL WARDS	ALL WARDS	4	4.1	-	20 000	20 000
277	544	0	OFFICE FURNITURE	GENERAL	CRR	DCS	N	S	KUNENE M	NZUZA B	NZUZA B	NZUZA B	ALL WARDS	ALL WARDS	4	4.1	-	14 000	14 000
222	572	79	STREETS AND STORMWATER	CIVIC SERVICES INFILL AREAS (J2 & H2 AREA)	CRR	I & TS	N	M	GOPANE T	NAIDOO JK	MBHAMALI B	PONSAMI D	ALL WARDS	14,16,17,20,22	2	2.3	2 184 800	-	2 184 800
228	832	0	LAND AND BUILDINGS	ESIKHALENI REFURBISH HOSTELS	GOV - PROV (RO)	CD	N	M	MBATHA S	MBATHA S	MBATHA S	SIBIYA B	ALL WARDS	ALL WARDS	3	3.2.4	22 441 700	-	22 441 700
228	832	04	LAND AND BUILDINGS	CONSTRUCTION OF PARK HOME	GOV - PROV (RO)	CD	N	M	MBATHA S	MBATHA S	MBATHA S	SIBIYA B	ALL WARDS	ALL WARDS	3	3.2.4	-	-	-
245	816	02	PLANNING	CBD SOUTH EXTENSION SOUTH OF GULDENGRACHT	GOV - PROV (RO)	CD	N	M	MBATHA S	MBATHA S	MBATHA S	STRACHAN B	ALL WARDS	ALL WARDS	3	3.2	2 773 000	-	2 773 000
282	536	88	MACHINERY AND EQUIPMENT	IT EQUIPMENT FOR CITY DEVELOPMENT	CRR	CD	N	S	MBATHA S	MBATHA S	KHUMALO B	KHUMALO B	ALL WARDS	ALL WARDS	4	4.2	-	-	-
282	836	12	MACHINERY AND EQUIPMENT	IT EQUIPMENT FOR CITY DEVELOPMENT	GOV - PROV (RO)	CD	N	S	MBATHA S	MBATHA S	KHUMALO B	KHUMALO B	ALL WARDS	ALL WARDS	4	4.2	-	-	-
205	544	03	OFFICE FURNITURE	FURNITURE	CRR	DCSH	N	S	OLIPHANT M	DLADLA Z	DLADLA Z	VUMBA A	ALL WARDS	ALL WARDS	1	1.4.1	-	-	-
206	532	01	LAND AND BUILDINGS	SAFE STORAGE FACILITY	CRR	DCSH	N	S	OLIPHANT M	DLADLA Z	DLADLA Z	VUMBA A	ALL WARDS	ALL WARDS	1	1.4.1	-	-	-
219	532	163	LAND AND BUILDINGS	REPLACEMENT OF LOCK FOR PUBLIC SAFETY	CRR	DCSH	N	S	OLIPHANT M	DLADLA Z	DLADLA Z	VUMBA A	ALL WARDS	ALL WARDS	1	1.4.3	-	-	-
271	500	343	VEHICLES	REFUSE TRUCKS	CRR	DCSH	N	M	OLIPHANT M	DLADLA Z	MBHAMALI B	DE JAGER E	ALL WARDS	ALL WARDS	2	2.4.1			
219	532	162	LAND AND BUILDINGS	AIRCONDITIONERS FOR PARK OFFICES IN ALTON PARKS	CRR	DCSH	N	S	OLIPHANT M	VAN BILJON E	MBHAMALI B	NDWANDWA N	ALL WARDS	ALL WARDS	2	2.6.2.2	-	-	-
224	532	25	LAND AND BUILDINGS	UPGRADING SPORT & RECREATION - BRACKENHAM	CRR	DCSH	N	S	OLIPHANT M	VAN BILJON E	VAN BILJON E	NGIDI D	ALL WARDS	ALL WARDS	2	2.6.2.2	48 000	-	48 000
224	532	57	LAND AND BUILDINGS	FLOODLIGHTS -CENTRAL SPORTSFIELDS	CRR	DCSH	N	M	OLIPHANT M	VAN BILJON E	CRONJE G	RAIDOO R	ALL WARDS	ALL WARDS	2	2.6.2.2	-	3 200 000	3 200 000
224	536	08	MACHINERY AND EQUIPMENT	SPORTSFIELD EQUIPMENT	CRR	DCSH	R	S	OLIPHANT M	VAN BILJON E	VAN BILJON E	NGIDI D	ALL WARDS	ALL WARDS	2	2.6.2.2	67 200	-	67 200
224	632	16	LAND AND BUILDINGS	VARIOUS SPORTSFIELDS - GOAL POSTS	EFF	DCSH	N	M	OLIPHANT M	VAN BILJON E	VAN BILJON E	NGIDI D	ALL WARDS	ALL WARDS	2	2.6.2.2	-	-	-
242	532	46	LAND AND BUILDINGS	REPLACE CHANGE ROOM WINDOWS	CRR	DCSH	R	S	OLIPHANT M	VAN BILJON E	MBHAMALI B	NDWANDWA N	ALL WARDS	ALL WARDS	2	2.6.2.2	-	23 000	23 000
219	632	x	LAND AND BUILDINGS	AIRCONDITIONER - TRANSPORT, ROADS AND STORMWATER	EFF	I & TS	N	S	GOPANE T	NAIDOO JK	MBHAMALI B	MBATHA A	ALL WARDS	ALL WARDS	2	2.3	-	-	-

SERVICE DELIVERY BUDGET IMPLEMENTATION PLAN - COMPONENT 4 - OPERATING (BY WARDS)										
VOTE	ITEM	SUB	PROJECT DESCRIPTION	DEPARTMENT	BUDGET AMOUNT 2014/2015	ACTUAL AS AT 30 SEPT 2014	COMMENTS	WARD NUMBER	RESPONSIBLE DEPUTY MUNICIPAL MANAGER	WARD COUNCILLOR
038	040	0	Consultancy Fees - apointment of ESRI	I&TS - Engineering Services	126 400	-	To appoint ESRI o a adhoc basis to provide council with GIS support after the resignation of Adrie Borman.	1 to 30	T Gopane	All Councillors
054	040	0	Consultancy Fees	ITS	130 000	-	Maintenance costs (annual), Labour component (staff increase ) travel costs ,spares required to repair and cost of network purchase from Eskom (asset take over)	All Wards	T Gopane	All Councillors
082	044	02	Variable consulting workers	CS	160 000	-	Specialist ICT consulting services	All Wards	MBT Ndlovu	All Councillors
038	150	0	Security	I&TS - Engineering Services	32 000	5 099	Monthly Cash in transit pickup	1 to 30	T Gopane	All Councillors
055	150	0	Security	ITS	2 356 500	643 304	Substation security. In addition, guards are placed on request at MV excavation sites and where required.	All Wards	Gopane T	All Councillors
067	150	0	Security	I&TS - Engineering Services	329 100	91 849	To guard council Workshop premises & take control of incoming & outgoing vehicles from workshop & control attendance of visitors & delivering of parts by spares suppliers.	1 to 30	T Gopane	All Councillors
072	150	0	Security	ITS	101 300	27 169	Workshop security - Fixed charge - provided by F Cooke (Security controller)	All Wards	Gopane T	All Councillors
055	198	0	Building Structures	ITS	91 100	68 491	Maintenance of substations	All Wards	Gopane T	All Councillors
055	208	0	Fire Extinguishers	ITS	5 300	-	Maintenance of fire extinguishers	All Wards	Gopane T	All Councillors
055	216	0	Fencing	ITS	336 000	-	Fencing projects should finish in current year. For future unforeseen projects.South	All Wards	Gopane T	All Councillors
082	217	0	Transport	CS	1 411 300	113 455	Fleet vehicle for remote site support	All Wards	MBT Ndlovu	All Councillors
055	219	0	Protection Maintenance	ITS	250 800	6 010	To install VAMP relays in 2 subs per year at 10 per sub at R18 000/relay. An additional R200 000 is allowed for replacement/failures on protection system.	All Wards	Gopane T	All Councillors
050	222	0	Repairs to Office Machinery	ITS	1 500	-	For the repairs of office machinery	All Wards	Gopane T	All Councillors
057	222	0	Repairs to Office Machinery	ITS	700	-	For damaged, worn out furninture and equipment, repairs to urns and also to cater for new staff and calibration of kWh meter test bench .	All Wards	Gopane T	All Councillors
070	222	A1	Planned Labour	ITS	1 065 000	-	Vote used to pay Planned Labour for Plant	1 to 30	T Gopane	All Councillors
070	222	A2	Planned Material	ITS	240 000	2 804	Vote used to pay Planned Material for Plant	1 to 30	T Gopane	All Councillors
070	222	A4	Planned Contracted Services	ITS	205 000	-	Vote used to pay Planned Outsourcing for Plant	1 to 30	T Gopane	All Councillors
070	222	B1	Unplanned Labour	ITS	987 400	315 962	Vote used to pay Unplanned Labour for Plant	1 to 30	T Gopane	All Councillors
070	222	B2	Unplanned Material	ITS	211 900	143 940	Vote used to pay Unplanned Material for Plant	1 to 30	T Gopane	All Councillors
070	222	B4	Unplanned Contracted Services	ITS	630 400	134 006	Vote used to pay Unplanned Material for Plant	1 to 30	T Gopane	All Councillors

SERVICE DELIVERY BUDGET IMPLEMENTATION PLAN - COMPONENT 4 - OPERATING (BY WARDS)										
VOTE	ITEM	SUB	PROJECT DESCRIPTION	DEPARTMENT	BUDGET AMOUNT 2014/2015	ACTUAL AS AT 30 SEPT 2014	COMMENTS	WARD NUMBER	RESPONSIBLE DEPUTY MUNICIPAL MANAGER	WARD COUNCILLOR
072	222	0	Repaires to machine tools	ITS	62 000	-	To repair major equipment as and when required	All Wards	Gopane T	All Councillors
075	222	A4	Planned Contracted Services	I&TS - Engineering Services	5 500	5 310	Vote used to pay Adhoc Planned Outsourcing work performed	1 to 30	T Gopane	All Councillors
081	222	0	Machine repairs	ITS	600	-	For repairs of IT equipment	All Wards	Gopane T	All Councillors
055	224	0	Meters	ITS	192 900	-	For replacement of faulty check meters.	All Wards	Gopane T	All Councillors
082	227	0	Unplanned maintenance	CS	218 300	-	Network infrstaructure: fibre breaks, damaged switch equipment etc.	All Wards	MBT Ndlovu	All Councillors
055	228	0	Parks Maintenance	ITS	275 000	6 420	Grass cutting at various substations	All Wards	Gopane T	All Councillors
055	232	0	Plumbing	ITS	17 500	-	Repairs to ablution facilites at various substations	All Wards	Gopane T	All Councillors
041	238	0	Planned and Unplanned Maintenance	ITS	8 886 700	713 980	Maintenance of streetlights	All Wards	Gopane T	All Councillors
055	238	0	Reticulation and Maintenance	ITS	49 925 300	8 267 496	Electrical maintenance	All Wards	Gopane T	All Councillors
057	238	0	Planned Maintennace	ITS	1 070 600	60 400	Reticulation maintenance	All Wards	Gopane T	All Councillors
055	239	0	Quality of Supply	ITS	41 300	-	Electrical maintenance	All Wards	Gopane T	All Councillors
041	252	0	Streetlight Poles - Maintenance	ITS	4 955 500	692 556	Maintenance of streetlights	All Wards	Gopane T	All Councillors
050	257	0	Telemetry	ITS	5 233 000	1 499 985	This is the existing Maintenance vote which runs the entire remote sites for City of uMhlathuze for comprehensive Maintenance	All Wards	Gopane T	All Councillors
071	260	A1	Planned Labour	ITS	7 987 500	-	Vote used to pay Planned Labour for Plant	1 to 30	T Gopane	All Councillors
071	260	A2	Planned Material	ITS	2 130 000	-	Vote used to pay Planned Material for Plant	1 to 30	T Gopane	All Councillors
071	260	A4	Planned Contracted Services	ITS	1 748 000	21 070	Vote used to pay Planned Outsourcing for Plant	1 to 30	T Gopane	All Councillors
071	260	B1	Unplanned Labour	ITS	3 372 200	2 136 271	Vote used to pay Unplanned Labour for Plant	1 to 30	T Gopane	All Councillors
071	260	B2	Unplanned Material	ITS	1 569 100	728 546	Vote used to pay Unplanned Material for Plant	1 to 30	T Gopane	All Councillors
071	260	B4	Unplanned Contracted Services	ITS	384 400	513 643	Vote used to pay Unplanned Outsourcing for Plant	1 to 30	T Gopane	All Councillors

VOTE				ASSET CLASS	DETAILED PROJECT DESCRIPTION	ADOPTED 2014/2015 INCLUDING ROLL OVERS	TRANSFERS	DRAFT ADJUSTMENT BUDGET 2014/2015
<b>PROJECTS UNDER THE RESPONSIBILITY OF THE CHIEF FINANCIAL OFFICER</b>								
269	219	532	146	LAND AND BUILDINGS	AIR CURTAIN AND REMOVAL OF MAIN DOOR RATES HALL - CIVIC CENTRE R/BAY	20 000	-	20 000
270	219	532	148	LAND AND BUILDINGS	BLINDS RATES HALL - CIVIC CENTRE R/BAY	40 000	-	40 000
271	219	532	149	LAND AND BUILDINGS	STRUCTURAL /DESIGN BRANCH OFFICES	190 000	-	190 000
272	219	532	164	LAND AND BUILDINGS	AIRCONDITIONER FOR SCM	-	-	-
273	219	532	x	LAND AND BUILDINGS	RENOVATIONS BRANCH OFFICES	-	-	-
274	240	532	06	LAND AND BUILDINGS	RENOVATIONS FINANCIAL SERVICES SECTION	4 916 900	(4 036 000)	880 900
275	240	532	08	LAND AND BUILDINGS	FINANCIAL SERVICES	547 000	3 800 000	4 347 000
276	271	500	x	VEHICLES	SEDAN - FINANCIAL SERVICES EMPANGENI	-	-	-
277	271	500	x	VEHICLES	SEDAN - FINANCIAL SERVICES SCM	-	-	-
278	282	532	27	LAND AND BUILDINGS	FINANCIAL ERP SYSTEM (CONSULTANT)	1 500 000	-	1 500 000
279	282	536	66	MACHINERY AND EQUIPMENT	DIGITAL VOICE RECORDING - FINANCIAL SERVICES	15 000	-	15 000
280	282	536	72	MACHINERY AND EQUIPMENT	2 X LAPTOPS FOR FINANCIAL SERVICES	9 100	(9 100)	-
281	282	536	85	MACHINERY AND EQUIPMENT	PREPAID MAG CARD PRINTER (FINANCIAL SERVICES)	25 000	-	25 000
282	282	536	89	MACHINERY AND EQUIPMENT	REPLACEMENT OF DOT MATRIX PRINTER SALARIES		8 000	8 000
283	282	536	91	MACHINERY AND EQUIPMENT	19 X LAPTOPS	-	228 000	228 000
284	282	536	x	MACHINERY AND EQUIPMENT	HAND TERMINALS FOR INDIGENT REGISTRATION	-	-	-
285	282	632	x	LAND AND BUILDINGS	FINANCIAL ERP SYSTEM	-	-	-
<b>TOTAL FINANCIAL SERVICES</b>						<b>7 263 000</b>	<b>(9 100)</b>	<b>7 253 900</b>

DEBT NO.		NAME OF EMPLOYEE	30 DAYS	60 DAYS	90 DAYS	120 DAYS	120 DAYS PLUS	TOTAL	ARRANGEMENT	ACCOUNT TYPE	CREDIT CONTROL ACTION INSTITUTED
1663635	M	MDLETSHE	-	-	-	-	8 608.16	8 608.16	yes	BURSARY	AOD
1754890	B	SIBIYA	-	-	-	-	1 475.60	1 475.60	yes	BURSARY	AOD
1755117	TM	DUMA	-	-	-	-	1 034.39	1 034.39	yes	BURSARY	AOD
1755188	T	MTHETHWA	-	-	-	-	6 946.41	6 946.41	yes	BURSARY	AOD
1804822	CN	MABASO	36.62	67.70	21.25	24.80	572.42	722.79	no	WATER RURAL	PENDING WATER RESTRICTION
1951538	BP	MTHEMBU	-	-	-	-	9 312.75	9 312.75	yes	BURSARY	AOD
1951591	PM	DUBE	-	-	117.84	121.77	19 878.97	20 118.58	yes	BURSARY	AOD
1951680	AP	SITHOLE	-	-	-	-	4 789.43	4 789.43	yes	BURSARY	AOD
2104291	VM	MANTENGU	-	-	-	-	237.24	237.24	no	WATER RURAL	PENDING WATER RESTRICTION
202582	PT	MYAKA	66.47	-	-	-	-	66.47	no	RATES & SERVICES	BLOCKED
517631	DN	MNGADI	-	-	21.25	27.63	195.37	244.25	no	WATER RURAL	PENDING WATER RESTRICTION
587043	SM	NDULI	50.27	-	-	-	-	50.27	no	RATES & SERVICES	BLOCKED
890258	MM	NDLOVU	94.15	-	-	-	-	94.15	no	RATES & SERVICES	BLOCKED
989793	FA	NGUBANE (DBS)	128.68	-	-	-	-	128.68	no	RATES & SERVICES	BLOCKED
991979	BP	MTHEMBU	154.95	-	-	-	-	154.95	no	RATES & SERVICES	BLOCKED
1015994	RM	ZUNGU	1 423.25	-	-	-	-	1 423.25	yes	RATES & SERVICES	AOD
1043825	W	GERINGER	131.01	-	-	-	-	131.01	no	RATES & SERVICES	BLOCKED
1112236	NC	NDUNAKAZI	-	-	225.59	938.17	-	1 163.76	no	RATES & SERVICES	BLOCKED
1171143	I	KOVACS	81.94	-	-	-	-	81.94	yes	RATES & SERVICES	AOD
1171369	ES & SSN	KHOZA & MBATHA	845.56	179.67	785.72	105.35	1 385.08	3 301.38	yes	RATES & SERVICES	AOD
1191982	ZM	MADUMA	21.40	570.63	518.39	516.31	10 151.97	11 778.70	no	RATES & SERVICES	BLOCKED
1199759	N	MHLONGO	277.06	430.04	1 022.23	-	-	1 729.33	yes	RATES & SERVICES	AOD
1208555	BN	KHANYILE	113.61	17.00	847.65	943.25	1 632.24	3 553.75	no	WATER RURAL	PENDING WATER RESTRICTION
1231868	MI	KHUMALO	-	-	-	-	1 025.87	1 025.87	no	WATER RURAL	PENDING WATER RESTRICTION
1232364	DM	MKHWANAZI	-	-	-	-	3 825.95	3 825.95	no	WATER RURAL	PENDING WATER RESTRICTION
1322949	PG	NTOMBELA	273.46	273.10	249.12	249.13	315.08	1 359.89	no	VACANT LAND	PENDING LEGAL ACTION
1444792	ME&	FURCEY	771.63	974.24	-	-	-	1 745.87	yes	RATES & SERVICES	AOD
1490904	ME&	MTHEMBU	115.92	-	-	-	-	115.92	no	RATES & SERVICES	BLOCKED
1529654	FZ	MTHEMBU	535.95	-	-	-	-	535.95	no	RATES & SERVICES	BLOCKED
1559514	QD	MTHETHWA	141.55	-	-	-	-	141.55	no	WATER RURAL	BLOCKED
1570229	SV	DLAMINI	-	-	-	-	5 008.15	5 008.15	no	WATER RURAL	BLOCKED
1608641	NC	DLODLO	98.08	27.62	12.75	47.00	32.59	218.04	no	WATER RURAL	BLOCKED
1619026	ST&	KHOZA	299.74	6.18	-	-	-	305.92	no	VACANT LAND	PENDING LEGAL ACTION
1745221	WH	MKHIZE	173.02	-	-	-	-	173.02	no	RATES & SERVICES	BLOCKED
1755131	HN	BIYELA	-	-	-	-	13 531.51	13 531.51	yes	BURSARY	AOD
1762481	T	DLAMINI	-	-	-	-	249.08	249.08	no	WATER RURAL	PENDING WATER RESTRICTION
1768211	MH	QWABE	-	-	-	-	84.07	84.07	no	WATER RURAL	PENDING WATER RESTRICTION
1786147	L	NDABA	-	-	-	-	148.69	148.69	no	WATER RURAL	PENDING WATER RESTRICTION
1789155	PM	GUMEDE	65.07	-	-	-	-	65.07	no	WATER RURAL	PENDING WATER RESTRICTION
1798135	MP	KWEYAMA	46.38	4.25	10.62	0.71	60.87	122.83	no	WATER RURAL	PENDING WATER RESTRICTION
1799587	CJ	MNCWANGO	56.43	7.36	-	-	-	63.79	no	WATER RURAL	PENDING WATER RESTRICTION
1810022	BV	DLODLO	41.04	52.59	49.13	99.98	311.08	553.82	no	WATER RURAL	PENDING WATER RESTRICTION
1833630	LP	NKWANYANA	42.38	388.67	21.25	20.54	887.66	1 360.50	no	WATER RURAL	PENDING WATER RESTRICTION



DEBT NO.		NAME OF EMPLOYEE	30 DAYS	60 DAYS	90 DAYS	120 DAYS	120 DAYS PLUS	TOTAL	ARRANGEMENT	ACCOUNT TYPE	CREDIT CONTROL ACTION INSTITUTED
1833750	TT	MDLALOSE	-	-	-	-	328.85	328.85	no	WATER RURAL	PENDING WATER RESTRICTION
1834908	KM	MNGUNI	-	-	7.84	39.78	201.40	249.02	no	WATER RURAL	PENDING WATER RESTRICTION
1835757	BM	MDLETSHE	176.72	137.70	143.23	140.31	3 866.20	4 464.16	no	WATER RURAL	PENDING WATER RESTRICTION
1836341	M	MTETWA	47.34	156.59	86.77	1 115.15	2 888.65	4 294.50	no	WATER RURAL	PENDING WATER RESTRICTION
1837874	M	MTETWA	98.19	106.11	80.51	-	-	284.81	no	WATER RURAL	PENDING WATER RESTRICTION
1838081	JV	MTHETHWA	31.57	6.41	5.00	8.55	180.04	231.57	no	WATER RURAL	PENDING WATER RESTRICTION
1840122	T	MTHEMBU	176.00	171.72	223.06	172.65	2 286.79	3 030.22	no	WATER RURAL	PENDING WATER RESTRICTION
1841782	S	NGWENYA	33.21	26.21	30.46	10.67	263.70	364.25	no	WATER RURAL	PENDING WATER RESTRICTION
1843042	M	TEMBE	36.88	25.50	13.46	16.29	1 053.47	1 145.60	no	WATER RURAL	PENDING WATER RESTRICTION
1847706	M	NYAWENI	75.98	30.46	14.17	13.46	368.03	502.10	no	WATER RURAL	PENDING WATER RESTRICTION
1863240	ST&	KHOZA	287.62	288.40	0.80	-	-	576.82	no	VACANT LAND	PENDING LEGAL ACTION
1872269	L	NXUMALO	28.04	24.80	11.72	-	-	64.56	no	WATER RURAL	PENDING WATER RESTRICTION
1876489	SM	MCHUNU	179.15	40.78	-	-	-	219.93	no	VACANT LAND	PENDING LEGAL ACTION
1934638	PM	MTHOMBENI	131.47	-	-	-	-	131.47	no	RATES & SERVICES	BLOCKED
1973281	N	MNGQIBISA	577.87	-	-	-	-	577.87	no	RATES & SERVICES	BLOCKED
1951489	DS	MJADU	-	-	-	114.66	18 609.80	18 724.46	yes	BURSARY	AOD
2011449	PN	NGEMA	578.44	-	-	-	-	578.44	yes	WATER	AOD
2035552	KM	NKWANYANA	93.16	53.60	91.80	197.86	3 742.53	4 178.95	no	WATER RURAL	PENDING WATER RESTRICTION
2035665	M	MBUYISA	156.94	109.27	147.47	291.21	5 263.24	5 968.13	no	WATER RURAL	PENDING WATER RESTRICTION
2048978	S&T	XULU	2 167.92	-	-	-	-	2 167.92	yes	RATES & SERVICES	AOD
2074921	BT	MKHWANAZI	61.79	-	-	-	-	61.79	no	WATER RURAL	PENDING WATER RESTRICTION
2088963	MJ	EKSTEEN	110.10	-	-	-	-	110.10	no	WATER	BLOCKED
			<b>11 134.01</b>	<b>4 176.60</b>	<b>4 759.08</b>	<b>5 215.23</b>	<b>130 753.33</b>	<b>156 038.25</b>			

NAME OF COUNCILLORS	ADDRESS	ID NUMBER	LOT NO.	ACCOUNT NO.	30 DAYS	60 DAYS	90 DAYS PLUS	TOTAL
FOURIE LCM (Louis)	66 REX HENDERSON STR	6109215159081	55	892142	87.06			87.06
KHOZA M	BHEJANE MKHAMANGO	4209085218082	896 KHOZA	1701834	136.53	115.68	-	252.21
MKHIZE GM	ODONDOLO MATSHANA EMP		MADLEBE	1840429	148.17	17.00	4 793.51	4 958.68
MTHEMBU A H (MRS) (Alice)	P.O. BOX 3017 EMPANGENI 3880 11 THENDLE STR. HILLVIEW	5906100778086	4828	1048911	621.64			621.64
THUSI N T (Thandazani)	P.O. BOX 78384 EMPANGENI 3880 A 778 BANANA RD EMPANGENI	7006125967083	A778	992041	275.01			275.01
					<b>1 268.41</b>	<b>132.68</b>	<b>4 793.51</b>	<b>6 194.60</b>

ORDERS IN EXCESS OF R 100 000					
JULY 2014					
No	Contract Number	DATE	DESCRIPTION	CONTRACTOR	TOTAL CONTRACT PRICE
1	D1500015	09/07/2014	SUPPLY AND DELIVERY 4TON TRUCK WITH AERIAL PLATFORM	ROBMAY MOTORS PTY LTD	1 082 795.94
2	C1500002	07/07/2014	PAYMENT TO WATER AFFARS (CUSTOMER 60011911)	DEPARTMENT OF WATER AFFAIRS & FORESTRY	1 180 236.73
3	C1500047	31/07/2014	TENDER 8/2/935 (NCA REHAB ) X MOOR PAYMENT	X MOOR TRANSPORT	1 197 000.00
4	C1500048	31/07/2014	RURAL SANITATION PHASE IV	DMV CONSULTANTS INC	1 710 000.00
5	D1509068	16/07/2014	REPAIR / REPLACE 600MM STEEL PIPE SEWER OUTFALL EMPANGENI	DANZEE INVESTMENTS 1 CC	107 046.00
6	C1500040	31/07/2014	KLOPPERS INCORPORATED - LEGAL FEES	KLOPPERS INCORPORATED	123 548.00
7	D1509080	18/07/2014	MFMP TRAINING FOR 3 FINANCIAL INTERNS	TRADESMAN CONSULTING AND TRAINING SOLUTIONS	139 200.00
8	D1507063	08/07/2014	APPOINTMENT OF THE CONSULTANT FOR ELECTRIFICATION OF MZINGAZI	IGODA PROJECTS (PTY) LTD	160 398.00
9	D1504051	17/07/2014	RFQ FOR VULINDLELA METERING UNIT AT UNGOYE (A DEVICE ONLY)	ELECTRONIC ASSEMBLIES (PTY) LTD	167 519.58
10	D1505016	11/07/2014	REWIND TX 3 NEC AT CYGNUS SUB	OHM ELECTRICAL SERVICES PTY LTD	170 303.34
11	D1505039	30/07/2014	REFURBISHMENT TO HOUSE NO 9786	KOPHELA TRADING CC	180 120.00
12	D1505011	10/07/2014	REQUEST FOR QUOTATION AS PER DMS 952295	AC MTHEMBU ELECTRICAL	182 400.00
13	D1500007	09/07/2014	PURCHASE ONE SKIP LOADR TRUCK 12 TONE	INYANGA MOTORS (PTY) LTD	2 103 099.36
14	C1500018	23/07/2014	CONTRACT 8/2/1/915: SUPPY, DELIVERY AND OFFLOADING OF LED ST	BEKA (PTY) LTD	2 622 000.00
15	D1500032	14/07/2014	SUPPLY WATER TANKERS	SIMUNYE FLEET MANAGEMENT (PTY)LTD	2 712 831.10
16	D1502111	17/07/2014	DEBT COLLECTION SOFTWARE	REVENUE AND UTILITY MANAGEMENT SOLUTIONS	200 000.00
17	C1500006	09/07/2014	MAINTENANCE AND REPAIRS OF RADIO WIRELESS NETWORK TO ALL COU	COMMUNICATION SOLUTIONS (PTY) LTD	205 200.00
18	D1500023	22/07/2014	NEW FLYGHT 3171 22 KW 20M CABLE	DPI - ICHWEBA (PTY) LTD	217 893.90
19	D1507017	07/07/2014	APPOINTMENT OF THE CONSULTANT FOR ELECTRIFICATION OF MADLANZ	LUBELA (PTY) LTD	251 400.00
20	D1500016	09/07/2014	2 X REFUSE TRUCKS	ROBMAY MOTORS PTY LTD	3 496 089.60
21	D1500016	09/07/2014	LICENCE FEE	ROBMAY MOTORS PTY LTD	351 160.00
22	D1500014	09/07/2014	SUPPLY TRAILER DRAWN JETTING MACHINE	LEEKAM HIGH PRESSURE CLEANING SERVICES	393 300.00
23	C1500046	30/07/2014	RURAL SANITATION PHASE IV:CONSTRUCTION 1000 DOUBLE PIT	JICK'S FENCING AND CONSTRUCTION CC	416 666.66
24	D1500023	22/07/2014	NEW FLYGHT 3301 45 KW 20M CABLE	DPI - ICHWEBA (PTY) LTD	432 641.40
25	D1500023	22/07/2014	NEW FLYGHT 3301 55 KW 20M CABLE	DPI - ICHWEBA (PTY) LTD	443 351.70
26	C1500045	31/07/2014	MKHWANAZI NORTH PHASE 5 BULKWATER SUPPLY LINKING RESEVOIR	DWEBE ENGINEERING CC	5 622 801.60
27	C1500042	30/07/2014	REFURBISHMENT OF ESIKHAWINI BLOCK A& B	DUMZA CIVBUILD	554 154.57
28	D1500017	09/07/2014	1 X PERSONNEL CARRIER	ROBMAY MOTORS PTY LTD	560 595.00
29	C1500017	23/07/2014	RURAL SANITATION :CONSTRUCTION OF 1500 DOUBLE PIT SYSTEM	JACKS B CONSTRUCTION	666 666.00
30	C1500002	07/07/2014	PAYMENT TO WATER AFFARS (CUSTOMER 60011911)	DEPARTMENT OF WATER AFFAIRS & FORESTRY	846 359.70
					<b>28 496 778.18</b>

ORDERS IN EXCESS OF R 100 000					
AUGUST 2014					
No	Contract Number	DATE	DESCRIPTION	CONTRACTOR	TOTAL CONTRACT PRICE
1	C1500050	2014/08/01	PayDay Annual Licence FEE (JULY 2014 TO JUNE 2015)	PAY DAY SOFTWARE SYSTEMS CC	228 620.16
2	C1500052	2014/08/01	APPOINTMENT OF CONTRACTOR FOR IDZIA TENDER 8/2/1/789	SOLETHU ENERGY (PTY) LTD	3 929 607.80
3	C1500053	2014/08/01	DMV CASCADE CONSULTING	DMV CONSULTANTS INC	121 934.40
4	C1500054	2014/08/01	DMV ELECTRIFICATION TENDER 8/2/1/962	SOLETHU ENERGY (PTY) LTD	1 596 000.00
5	C1500054	2014/08/01	DMV ELECTRIFICATION TENDER 8/2/1/962	SOLETHU ENERGY (PTY) LTD	1 584 600.00
6	C1500058	2014/08/06	TENDER 8/2/1/935 (NCA REHAB) CONTRACTOR (X-MOOR PAYMENT	X MOOR TRANSPORT	3 220 000.00
7	C1500059	2014/08/04	MENTORING AND COACHING	IQHAZA CONSULTING ENGINEERS PTY (LTD)	238 520.00
8	C1500060	2014/08/04	MENTORING AND COACHING	EQS CONSULTANTS (PTY) LTD	109 000.00
9	C1500061	2014/08/04	TENDER : 8/2/1 / 749	QUALITY WEB DESIGNS	305 250.00
10	C1500062	2014/08/04	CONTRACT 8/2/1/706 : PLAN MAINTENANCE 3 YEAR CONTRACT PLC/VS	HYBRID CONTROL CORPORATION CC	613 333.33
11	C1500063	2014/08/05	TENDER 8/2/1/1710	SAB & T CHARTERED ACCOUNTANTS INC	1 690 594.92
12	C1500064	2014/08/04	PLEASE PLACE ORDER FOR AMPCOR KHANYISA CC I.R.O TENDER 8/2/1	AMPCOR KHANYISA CC	5 396 102.19
13	C1500065	2014/08/04	RURAL SANITATION PHASEIV : CONSTRUCTION OF 1500 DOUBLE PIT	TAMARAH INVESTMENTS	5 421 696.17
14	C1500067	2014/08/04	RURAL SANITATION PHASE IV: CONSTRUCTION OF 1800 DOUBLE PIT	SOMKHANDA PLANT HIRE	5 000 000.00
15	C1500068	2014/08/05	RURAL SANITATION :PRECAST CONCRETE TOP STRUCTURE FACTORY-170	CONRITE WALLS (PTY) LTD	3 463 636.20
16	C1500069	2014/08/04	RURAL SANITATION PHASE IV : CONSTRUCTION OF 1200 DOUBLE	MIDCO BUSINESS ENTERPRISE CC	4 484 002.37
17	C1500070	2014/08/05	RURAL SANITATION PHASE IV :CONSTRUCTION OF 1200 DOUBLE SYSTE	FEZ'UMBONO TRADING AND PROJECTS CC	4 309 511.22
18	C1500071	2014/08/04	FOR PAYMENT OF NKZ PROJECTS CONTRACT 8/2/1/855B	NKZ PROJECTS (PTY) LTD	200 000.00
19	C1500073	2014/08/06	PAYMENT OF ADDITION WORK ON CONTRACT 8/2/855B, NKZ PROJECTS	NKZ PROJECTS (PTY) LTD	200 000.00
20	C1500076	2014/08/06	BUSINESS INNOVATIONS GROUP 8/2/1/710	BIG BUSINESS INNOVATIONS GROUP (PTY)LTD	1 690 594.92
21	C1500077	2014/08/08	TENDER 8/2/1/799 CONSTRUCTION OF MARKET STALLS EMP	SELA AND MUSA TRADING AND TOURS	1 210 976.51
22	C1500078	2014/08/07	PAYMENT NKZ PROJECTS 8/2/1/855B	NKZ PROJECTS (PTY) LTD	181 761.00
23	C1500079	2014/08/08	ESIKHALENI WATER IMPROVEMENTS PROFESSIONAL FEE	ZAI CONSULTANTS CC	5 700 000.00
24	C1500080	2014/08/08	MANDLANZINI AGRI VILLAGE SEWER NETWORK INSTALLATION - PROFES	ZAI CONSULTANTS CC	5 700 000.00
25	C1500081	2014/08/08	CONSTRUCTION OF AQUADENE LIBRARY	S.D.T.BUSINESS ENTERPRISES	1 033 500.00
26	C1500082	2014/08/08	PAYMENT CONTRACT 8/2/1/743A ESIK INFILL SERVICES J1	NOMDU TRADING ENTERPRISE CC	730 523.04
27	C1500083	2014/08/08	TENDER 8/2/1799 CONSTRUCTION MARKET STALLS EMP B RANK	SELA AND MUSA TRADING AND TOURS	1 210 976.51
28	C1500092	2014/08/13	PABX SLA 2014/15	EOH MTHOMBO (PTY) LTD	237 552.52
29	C1500097	2014/08/13	CONSTRUCTION OF MOBILE OFFICE	RAJAN HARINARIAN CONSTRUCTION (PTY) LTD	1 311 724.56
30	C1500099	2014/08/14	IPES-UMS:FIELD ACTION WATER	IPES-UTILITY MANGEMENT SERVICES (PTY) LTD	198 747.00
31	C1500099	2014/08/14	IPES-UMS:MANAGEMENT FEE	IPES-UTILITY MANGEMENT SERVICES (PTY) LTD	341 776.80

32	C1500102	2014/08/14	ESRI ENTERPRISE LICENSE AGREEMENT (ELA) YEAR 2 OF 3	ENVIRONMENTAL SYSTEMS RESEARCH INSTITUTE SOUTH AFRICA	791 162.28
<b>ORDERS IN EXCESS OF R 100 000</b>					
<b>AUGUST 2014</b>					
<b>No</b>	<b>Contract Number</b>	<b>DATE</b>	<b>DESCRIPTION</b>	<b>CONTRACTOR</b>	<b>TOTAL CONTRACT PRICE</b>
33	C1500103	2014/08/14	ESIKHALENI WATE IMPROVEMENTS PHASE D	UMKHUMBI PLANT HIRE	2 280 000.00
34	C1500104	2014/08/14	ESIKHALENI WATER IMPROVEMENTS PHASEB	PILCON PROJECTS	3 420 000.00
35	C1500105	2014/08/14	ESIKHALENI WATER IMPROVEMENTS PHASEC	A C INDUSTRIAL SALES & SERVICES	3 420 000.00
36	C1500108	2014/08/14	NASHUA PRINTING TENDER CONTRACT PERIOD 01/07/14	NASHUA ZULULAND	525 280.00
37	C1500109	2014/08/15	PURRIFIED WATER	MHLATHUZE WATER	13 612 980.97
38	C1500109	2014/08/15	BASIC TARRIFF	MHLATHUZE WATER	1 153 165.33
39	C1500109	2014/08/15	CONSUMPTION TARIFF	MHLATHUZE WATER	1 300 727.12
40	C1500110	2014/08/14	RURAL SANITATION PHASE IV: CONSTRUCTION OF 1800 DOUBLE PIT	TRUFIX INDUSTRIAL SERVICES CC	5 700 000.00
41	C1500111	2014/08/14	CONTRACT 8/2/1/618 ELECTRICAL CONTRACT	ZUFI ENERGY	607 200.00
42	C1500114	2014/08/15	PAYMENT OF NKZ PROJECTS CONTRACT 8/2/1/855B	NKZ PROJECTS (PTY) LTD	181 761.00
43	C1500115	2014/08/18	APPOINTMENT OF A CONTRACTOR FOR MZINGAZI ELECTRIFICATION AS	INDLULAMITHI CONSTRUCTION CC	2 549 176.62
44	C1500116	2014/08/18	NGWELEZANE HALL EXTENSION 8/2/1/924	S.D.T.BUSINESS ENTERPRISES	372 240.10
45	C1500117	2014/08/18	EFFLUENT	MHLATHUZE WATER	1 940 422.70
46	C1500119	2014/08/18	132KV AND 11 KV PROTECTION GRADING ANALYSIS	NKANYEZI CONSULTING (PTY) LTD	577 473.78
47	C1500120	2014/08/19	PAY NONJENJE TRADING CC (JV UBUMBANO CONSTRUCTION CC	NONJENJE TRADING JV UBAMBANO CONSTRUCTION	5 700 000.00
48	C1500122	2014/08/20	TRAFFIC MANAGEMENT TECHNOLOGIES PAYMENT FOR 31/07/14	TMT SERVICES & SUPPLIES (PTY) LTD	569 614.68
49	C1500134	2014/08/25	TO PAY UWP CONSULTING ENGINEERS	UWP CONSULTING (PTY) LTD	180 997.24
50	C1500134	2014/08/25	TO PAY UWP CONSULTING ENGINEERS	UWP CONSULTING (PTY) LTD	180 997.24
51	C1500137	2014/08/27	TENDER 8/2/1/782 B : MJANESH TRADING : REPAIRS	MJANESHI TRADING CC	200 000.00
52	C1500138	2014/08/27	TRAFFIC MANAGEMENT TECHNOLOGIES PAYMENT FOR 2014 /06/30	TMT SERVICES & SUPPLIES (PTY) LTD	426 008.88
53	C1500142	2014/08/27	8/2/1/782A: REPAIRS TO SURFACED ROADS - PART PAYMENTS TO ISI	ISIDINGO TRADING	136 800.00
54	C1500143	2014/08/27	PAYMENT SURCHARGE ON EXCESS WATER	MHLATHUZE WATER	2 328 236.08
55	C1500146	2014/08/28	REFURBISHMENT OF ESIKHALENI HOSTELS H395	STHOMBE CONTRACTS SUPPLIES AND PROJECTS CC	562 263.22
56	C1500148	2014/08/28	CSIR REAL-TIME MONITORING PROJECT	CSIR	1 482 000.00
57	C1500149	2014/08/28	CSIR GREEN DROP SOLUTIONS PROJECT	CSIR	686 587.80
58	C1500150	2014/08/27	IPES-UMS : FILED ACTION WATER	IPES-UTILITY MANGEMENT SERVICES (PTY) LTD	196 605.00
59	C1500150	2014/08/27	IPES-UMS : MANAGEMENT FEE	IPES-UTILITY MANGEMENT SERVICES (PTY) LTD	381 650.76
60	C1500151	2014/08/29	TENDER 8/2/1/946 PROVISIION SPORTS FACILITIES ENSELENI	MTHIYA LABOUR HIRE & TRADING CC	146 669.34
61	C1500152	2014/08/29	MZINGAZI VILLAGE SEWER PHASE 1	PMPZ CONSTRUCTION CC	472 755.05
62	C1500153	2014/08/29	ROCLA (PTY) LTD / CITY OF UMHLATHUZE & 2 OTHERS	MHLANGA INCORPORATED	615 913.46

63	C1500155	2014/08/29	APPOINTMENT OF A CONSULTANT FOR MZINGAZI ELECTRIFICATION AS	IGODA PROJECTS (PTY) LTD	126 141.00
64	C1500156	2014/08/29	APPOINTMENT OF A CONSULTANT FOR MANDLANZINI ELECTRIFICATION	LUBELA (PTY) LTD	160 000.00
<b>ORDERS IN EXCESS OF R 100 000</b>					
<b>AUGUST 2014</b>					
<b>No</b>	<b>Contract Number</b>	<b>DATE</b>	<b>DESCRIPTION</b>	<b>CONTRACTOR</b>	<b>TOTAL CONTRACT PRICE</b>
65	C1500747	2014/08/28	TENDER 8/2/1/854: TANNER ROAD REHABILITATION: CONTRACTOR X-M	X MOOR TRANSPORT	8 436 000.00
66	D1500029	2014/08/20	MANUFACTURE , SUPPLY , DELIVERY AND OFFLOADING OF 5.5m	SKM ENGINEERING HYDRAULICS AND PROJECTS	103 220.00
67	D1500122	2014/08/13	2 X REFUSE TRUCKS	ROBMAY MOTORS PTY LTD	3 496 089.60
68	D1500157	2014/08/27	SUPPLY AND DELIVERY 4TON TRUCK WITH AERIAL PLATFORM	ROBMAY MOTORS PTY LTD	1 082 795.94
69	D1500164	2014/08/28	TOHATSU PORTABLE PUMP MODEL VF53AS FOUR STROKE	MARC E MARKETING CC / FIRE FIGHTING TECHNOLOGY	189 114.60
70	D1502219	2014/08/04	RENEWAL LOF THE SOFTWARE SUPPORT AND UPGRADE AGREEMENT FOR	KNOWLEDGE BASE SALES (PTY) LTD	241 066.11
71	D1505066	2014/08/06	RECONDITION TX 3 AT HERCULES SUB. (SEE COMMENTS)	GLOBAL TRANSFORMERS SERVICES	113 447.10
72	D1505067	2014/08/06	RECONDITION TX 1 AT CYGNUS SUB. (SEE COMMENTS)	GLOBAL TRANSFORMERS SERVICES	108 499.50
73	D1505071	2014/08/08	INSTALLATION OF BYPASS LINE AT AQUADINE 1 PUMP STATION	SOMANGIWE TRADING AND CONSTRUCTION CC	105 867.89
74	D1505074	2014/08/11	REFURBISHMENT OF MS 8 PUMP STATION HEADERS AND VALVES	CITY SHUFFLE TRADING 31 CC	176 700.00
75	D1507538	2014/08/14	STORE ROOM UPGRADE AT VELDENVLEI SPORT COMPLEX (SPORT AND RE	AMAGWABA CONSTRUCTION CC	124 830.00
76	D1509123	2014/08/01	MENTORING AND COACHING	IQHAZA CONSULTING ENGINEERS PTY (LTD)	238 520.00
77	D1509124	2014/08/01	MENTORING AND COACHING	EQS CONSULTANTS (PTY) LTD	109 000.00
78	D1509157	2014/08/11	EXTRA MATERIAL COST (ROE) W.R.T INSTALLATION OF HYDRA SUBSTA	INFRAPRO SOUTH AFRICA (PTY) LTD	171 000.00
79	D1509157	2014/08/11	REMOVAL AND REPLACEMENT CONTAMINATED SSTONE AT HYDRA SUBSTAT	INFRAPRO SOUTH AFRICA (PTY) LTD	171 000.00
80	D1509198	2014/08/15	CAPACITATING OF TWENTY INFOMAL TRADERS BY MEANS OF MENTORSHI	ZIZY PRINTING AND PROJECTS CC	122 344.80
81	D1509291	2014/08/29	SUPPLY OF VALVES FOR ARB MAIN PUMP STATION	J S ENTERPRISE	195 510.00
82	D1511305	2014/08/13	TRANSPORT 10240 TONNES OF G7 GRAVEL MATERIAL TO UMHLATHUZE R	JPS TRANSPORT & PLANT HIRE	183 502.40
83	D1511306	2014/08/13	TRANSPORT 10240 TONNES OF G7 GRAVEL MATERIAL TO UMHLATHUZE R	JPS TRANSPORT & PLANT HIRE	183 502.40
84	D1511308	2014/08/14	TRANSPORT 10240 TONNES OF G7 GRAVEL MATERIAL TO UMHLATHUZE R	JPS TRANSPORT & PLANT HIRE	183 502.40
85	D1511316	2014/08/15	TRANSPORT 10240 TONNES G7 GRAVEL MATERIAL TO UMHLATHUZE RURA	JPS TRANSPORT & PLANT HIRE	183 502.40
86	D1511325	2014/08/15	TRANSPORT 10240 TONNES OF G7 GRAVEL MATERIAL TO UMHLATHUZE R	JPS TRANSPORT & PLANT HIRE	183 502.40
87	D1511400	2014/08/28	CUT AND REMOVE A TREE IN FRONT OF THE PROPERTY AT 41 HONEYSU	SLINDIZ HAIR AND BEAUTY SALON	102 200.00
					<b>130 850 088.81</b>

ORDERS IN EXCESS OF R 100 000					
SEPTEMBER 2014					
No	Contract Number	DATE	DESCRIPTION	CONTRACTOR	TOTAL CONTRACT PRICE
1	C1500154	2014/09/01	APPOINTMENT OF A CONTRACTOR FOR NGWELEZANE MAIN SUBSTATION A	MATONA TONA TRADING AND PROJECTS (PTY)LTD	7 728 104.22
2	C1500157	2014/09/01	APOINTMENT OF A CONTRACTOR FOR MANDLANZINI ELECTRIFICATION A	MPIYONKE CONSTRUCTION AND CLEANING	3 123 319.40
3	C1500158	2014/09/02	PAYMENT TO CASCADE AVENUE	CASCADE AVENUE TRADING 150 (PTY)LTD	106 960.00
4	C1500159	2014/09/02	12 MONTH PAYMENT FOR SHARKS BOARD	NATAL SHARKS BOARD	168 000.00
5	C1500160	2014/09/03	VULINDLELA SEWER IMPROVEMENTS PHASE 1	TOBIE'S CIVIL CONSTRUCTION	899 222.20
6	C1500161	2014/09/03	CONSTRUCTION OF ALUTION FACILITIES AT ESIKHALENI DEPOT	SELA AND MUSA TRADING AND TOURS	190 291.26
7	C1500166	2014/09/05	REFURBISHMENT OF ESIKHALENI HOSTEL H396	DUMZA CIVBUILD	752 114.77
8	C1500169	2014/09/05	ANNUAL (2014/2015) PROMIS EXP & INC MODULE PLUS VARIOUS PROG	FUJITSU SERVICES (PTY) LTD	720 755.05
9	C1500170	2014/09/05	VOX TELECOM - STATEMENT FOR JULY 2014	ORION TELECOM	113 224.98
10	C1500170	2014/09/05	VOX TELECOM - STATEMENT FOR AUGUST 2014	ORION TELECOM	121 393.06
11	C1500173	2014/09/08	APOINTMENT OF JOAT CONSULTING FOR NON-REVENUE WATER IN THE C	JOAT SALES & SERVICES CC	1 083 000.00
12	C1500188	2014/09/10	MONTHLY CLEANING SERVICE	PRESTIGE CLEANING SERVICES (PTY) LTD	149 658.77
13	C1500194	2014/09/11	TENDER 8/2/1/785C:CONSTRUCTION OF NGWELEZANE SPORTS FACI	MAMDIMA HOLDINGS (PTY) LTD	482 220.00
14	C1500195	2014/09/11	TENDER 8/2/1/946 : UPGRADE OF SPORTGRADE OF SPORTFIELD IN	MTHIYA LABOUR HIRE & TRADING CC	341 713.92
15	C1500196	2014/09/11	MZINGAZI VILLAGE SEWER NETWORK PHASE 1	PMPZ CONSTRUCTION CC	472 734.53
16	C1500198	2014/09/11	COMPASS WASTE SERVICE (PTY) LTD	COMPASS WASTE SERVICES CC	194 940.00
17	C1500202	2014/09/11	TENDER ESIK TAXI PARKING 8/2/1/442	DUMZA CIVBUILD	127 338.00
18	C1500206	2014/09/11	TRAFFIC MANAGEMENT TECHNOLOGIES 31/08/14	TMT SERVICES & SUPPLIES (PTY) LTD	458 109.00
19	C1500210	2014/09/15	HIRE OF 1600L WATER TANKERS FROM RADDs FOR THE PERIOD OF SIX	RADDs TRANSPORT	130 145.40
20	C1500211	2014/09/15	HIRE 2 X 16000L OF WATER TANKERS FROM NHLOSENHLE , SIX MONTH	NHLOSENHLE INVESTMENT CC	154 935.00
21	C1500212	2014/09/15	HIRE 2X16000 OF WATER TANKER FROM THULEBONA SIX MONTHS	THULEBONE SALES AND SERVICES	126 013.80
22	C1500213	2014/09/15	TO HIRE 2 X 16000L OF WATER TANKERS FROM HAMBANATHI FOR A PE	HAMBANATHI FACILITATORS CC	128 864.60
23	C1500229	2014/09/18	TENDER 8/2/1/1008 - PROPOSAL FOR THE SUPPLY, INSTALLATION, C	DATA CENTRIX (PTY) LTD KWA ZULU NATAL	3 635 025.77
24	C1500232	2014/09/22	SUPPLY FITTINGS AND INSTALLATION OF NEW WATER METERS WITHIN C	LUNGELIHLE TRADING ENTERPRISE	1 083 000.00
25	C1500233	2014/09/22	UTHUNGULU LANDFILL SITE	UTHUNGULU DISTRICT MUNICIPALITY	868 420.08
26	C1500237	2014/09/23	TENDER 8/2/1/926(A)	BBNM TRADING CC	131 385.66
27	C1500239	2014/09/23	PAYMENT FOR BPG MASS APPRAISALS JULY 2014	BPG MASS APPRAISALS (PROPRIETARY) LIMITED	166 312.32
28	C1500241	2014/09/23	TENDER 8/2/1/785 PROVISION OF SPORTS FACILITIES AT ESIKHALENI	THABIMNDENI CONSTRUCTION & PROJECTS CC	407 581.33
29	C1500243	2014/09/23	MKHWANAZI NORTH WATER SUPPLY PHASE 5E	AECOM SA (PTY) LTD	627 776.02

30	C1500244	2014/09/23	TENDER ESIK MALL TAXI PARKING 8/2/1/442 PAYMENT CERT1	ZAI CONSULTANTS CC	179 208.00
<b>ORDERS IN EXCESS OF R 100 000</b>					
<b>SEPTEMBER 2014</b>					
<b>No</b>	<b>Contract Number</b>	<b>DATE</b>	<b>DESCRIPTION</b>	<b>CONTRACTOR</b>	<b>TOTAL CONTRACT PRICE</b>
31	C1500246	2014/09/23	UTHUNGULU LANDFILL SITE	UTHUNGULU WATER & SANITATION	868 420.08
32	C1500250	2014/09/26	TENDER 8/2/1/782C; LIWA CONSTRUCTION - REPAIRS TI SURFACED R	LIWA CONSTRUCTION	222 300.00
33	C1500253	2014/09/30	ITRON SYSTEM SUPPORT AND REPORTING	ITRON	174 200.00
34	C1500253	2014/09/30	ITRON VENDING SERVICE COMMISSION	ITRON	1 166 872.00
35	C1500253	2014/09/30	ITRON CASH/FINANCE FEE	ITRON	246 560.00
36	C1500253	2014/09/30	ITRON DEBIT/CREDIT CARD FEE	ITRON	107 200.00
37	C1500254	2014/09/26	SURCHARGE ON EXCESS (UMHLATHUZE MUNICIPALITY R/BAY , EMP, FO	MHLATHUZE WATER	2 481 694.52
38	C1500255	2014/09/26	TENDER 8/2/1/806: CONTRACTOR - LINCOR SERVICES - PART PAYMEN	LINCOR SERVICES	798 000.00
39	D1500179	2014/09/04	SUPPLY AND DELIVERY 4 TON TRUCK WITH AERIAL PLATFORM	ROBMAY MOTORS PTY LTD	1 082 795.94
40	D1500182	2014/09/08	TO HIRE 7 X 16000L WATER TANKERS FOR 2 DAYS	X MOOR TRANSPORT	119 700.00
41	D1500234	2014/09/18	HIRE OF 16000 WATER TANKER	AQUA TRANSPORT & PLANT HIRE (PTY) LTD	564 300.00
42	D1504117	2014/09/02	BULK SEWER MANHOLES SURVEYOR WORK AT VARIOUS AREAS OF THE	MZINGAZI ENGINEERING AND INDUSTRIAL CC	198 930.00
43	D1507902	2014/09/12	ASSESS , SUPPLY CLUTCHES AND WERE PLATES ON TRANSMITION	POWERTRANS SALES & SERVICE	100 044.37
44	D1509267	2014/09/12	PALISADE FENCING AT THE NHLANGENYUKA HALL	ETHALA CONSTRUCTION & SERVICES CC	112 290.00
45	D1509301	2014/09/02	EMPANGENI HALL UPGRADE	BCC INDUSTRIAL SERVICES CC	159 144.00
46	D1509302	2014/09/02	INSTALLATION OF BYPASS LINE AT AQUADINE 2 PUMP STATION	SOMANGIWE TRADING AND CONSTRUCTION CC	133 040.46
47	D1509325	2014/09/05	NEW SUBMERSIBLE PUMP	PUMPSERVE CC	104 718.12
48	D1509343	2014/09/09	MARKING OF VALVE LOCATIONS FOR IDENTIFICATION AND ISOLATION	MZINGAZI ENGINEERING AND INDUSTRIAL CC	196 080.00
49	D1509344	2014/09/09	MARKING OF VALVE LOCATIONS OF IDENTIFICATION & ISOLATION	MZINGAZI ENGINEERING AND INDUSTRIAL CC	183 312.00
50	D1509367	2014/09/12	APPOINTMENT OF A CONSULTAN/CONTRACT IMPROVING OPERATIONAL	VICO CONSULTING ENGINEERS	172 500.00
51	D1509368	2014/09/12	MARKING OF VALVE LOCATIONS FOR IDENTIFICATION AND ISOLATION	IZINGALABEZI CONSULTING ENGINEERS CC	155 000.00
52	D1509369	2014/09/12	MARKING OF VALVE LOCATIONS FOR IDENTIFICATION AND ISOLATION	IZINGALABEZI CONSULTING ENGINEERS CC	150 000.00
53	D1509370	2014/09/12	MARKING OF VALVE LOCATIONS FOR IDENTIFICATION AND ISOLATION	IZINGALABEZI CONSULTING ENGINEERS CC	150 000.00
54	D1509370	12/09/2014	MARKING OF VALVE LOCATIONS FOR IDENTIFICATION AND ISOLATION	IZINGALABEZI CONSULTING ENGINEERS CC	150 000.00
					<b>34 668 868.63</b>



JULY 2014										
SUPPLY CHAIN MANAGEMENT POLICY, CLAUSE 36, DEVIATION FROM, AND RATIFICATION OF MINOR BREACHES OF, PROCUREMENT PROCESSES										
NO.	DEPT	ORDER CODE	DATE	TOTAL	BUYERS CODE	SCMP	FINALISE D	SUPPLIER	Reported in terms of 36(2)	Tabled
1	CS	D1509001	07/07/14	59 280.00	N	CL36(1)(a)(v)	yes	SPECIALISED SKILLS INSTITUTE OF SA	No	No
2	I&TS	D1502142	23/07/14	13 224.00	S	CL36(1)(a)(ii)	yes	UNIVERSAL WATER SOLUTIONS	No	No
3	I&TS	D1502141	23/07/14	49 692.60	S	CL36(1)(a)(ii)	yes	UNIVERSAL WATER SOLUTIONS	No	No
4	I&TS	D1502145	23/07/14	834.48	S	CL36(1)(a)(ii)	yes	MERCK NT LABORATORY SUPPLIES (PTY) LTD	No	No
5	I&TS	D1502146	23/07/14	55 261.50	S	CL36(1)(a)(ii)	yes	UNIVERSAL WATER SOLUTIONS	No	No
6	I&TS	D1502143	23/07/14	2 350.68	S	CL36(1)(a)(ii)	yes	MERCK NT LABORATORY SUPPLIES (PTY) LTD	No	No
7	I&TS	D1502067	11/07/14	2 052.00	S	CL36(1)(a)(ii)	yes	NATIONAL LABORATORY ASSOCIATION	No	No
8	ComS	D1511014	14/07/14	36 238.00	Z	CL36(1)(a)(v)	yes	GREEN AFRICA NURSERY	No	No
9	I&TS	D1511015	14/07/14	48 195.84	Z	CL36(1)(a)(ii)	yes	NCP CHLORCHEM	No	No
10	I&TS	D1502069	11/07/14	2 052.00	S	CL36(1)(a)(ii)	yes	NATIONAL LABORATORY ASSOCIATION	No	No
11	I&TS	D1502068	11/07/14	2 052.00	S	CL36(1)(a)(ii)	yes	NATIONAL LABORATORY ASSOCIATION	No	No
12	I&TS	D1502040	10/07/14	16 872.00	S	CL36(1)(a)(ii)	yes	UNIVERSAL WATER SOLUTIONS	No	No
13	I&TS	D1502093	15/07/14	30 381.00	S	CL36(1)(a)(ii)	yes	IDEXX LABORATORIES (PTY) LTD	No	No
14	CD	D1502097	16/07/14	8 785.30	S	CL36(1)(a)(v)	yes	J R SIGNS	No	No
15	CS	C1500014	15/07/14	2 175.00	S	CL36(1)(a)(ii)	yes	RICHARDS BAY OCCUPATIONAL HEALTH SERVICES	No	No
16	CS	D1502010	08/07/14	16 359.00	S	CL36(1)(a)(v)	yes	SPECIALISED SKILLS INSTITUTE OF SA	No	No
17	ComS	D1511094	31/07/14	2 250.00	Z	CL36(1)(a)(v)	yes	GREEN AFRICA NURSERY	No	No
18	CS	D1502004	08/07/14	25 500.00	S	CL36(1)(a)(v)	yes	MEET MEKAAR RESORTS	No	No
19	I&TS	D1502144	23/07/14	6 926.64	S	CL36(1)(a)(ii)	yes	MERCK NT LABORATORY SUPPLIES (PTY) LTD	No	No
				<b>R 380 482.04</b>						



AUGUST 2014										
SUPPLY CHAIN MANAGEMENT POLICY, CLAUSE 36, DEVIATION FROM, AND RATIFICATION OF MINOR BREACHES OF, PROCUREMENT PROCESSES										
NO.	DEPT	ORDER CODE	DATE	TOTAL	BUYERS CODE	SCMP	FINALISE D	SUPPLIER	Reported in terms of 36(2)	Tabled
1	CS	D1509124	01/08/14	1 308 000.00	N	CL36	yes	EQS CONSULTANTS (PTY) LTD	No	No
2	CS	C1500060	04/08/14	1 308 000.00	N	CL36	yes	EQS CONSULTANTS (PTY) LTD	No	No
3	I&TS	D1509156	08/08/14	8 830.04	N	CL36	yes	NRB PIPING SYSTEMS (PTY) LTD	No	No
4	I&TS	D1509205	15/08/14	25 501.30	N	CL36	yes	SIZANANI ELECTRICAL	No	No
5	CS	C1500072	15/08/14	34 296.22	S	CL36	yes	MEVAMHLOPE COMMUNICATIONS	No	No
6	CS	D1502331	13/08/14	16 359.00	S	CL36(1	yes	SPECIALISED SKILLS INSTITUTE OF SA	No	No
7	CS	D1502215	04/08/14	6 075.30	S	CL36(1)a	yes	S A BUREAU OF STANDARDS	No	No
8	I&TS	D1502216	04/08/14	6 943.98	S	CL36(1)a	yes	S A BUREAU OF STANDARDS	No	No
9	I&TS	C1500034	04/08/14	98 796.30	S	CL36(1)A	yes	SYSMAN PUBLIC SAFETY SYSTEMS (PTY) LTD	No	No
10	I&TS	D1502214	04/08/14	70 737.00	S	CL36(1)A	yes	ENVIRONMENTAL SYSTEMS RESEARCH INSTITUTE SOUTH AFRICA	No	No
11	I&TS	C1500091	13/08/14	2 074.80	S	CL36/(1)	yes	LEXISNEXIS BUTTERWORTHS	No	No
12	I&TS	D1502375	25/08/14	50 765.34	S	CL36/1	yes	UMFOLOZI CASINO, HOTEL & CONVENTION RESORT	No	No
13	ComS	C1500087	11/08/14	85 500.00	S	CL36/1 A	yes	PRICEWATERHOUSECOOPERS COMBINED SYSTEMS (PTY) LTD	No	No
14	CS	D1502217	01/08/14	6 943.98	S	CL36/1/a	yes	S A BUREAU OF STANDARDS	No	No
15	I&TS	C1500050	01/08/14	318 908.16	S	CL36/1/a	yes	PAY DAY SOFTWARE SYSTEMS CC	No	No
16	CS	C1500055	01/08/14	21 432.00	S	CL36/1a	yes	VITAL LINK SYSTEMS	No	No
17	CS	C1500056	04/08/14	5 458.32	S	CL36/1AI	yes	CORETALK	No	No
18	CS	D1502219	04/08/14	241 066.11	S	CL36/1AI	yes	KNOWLEDGE BASE SALES (PTY) LTD	No	No
19	CS	C1500057	04/08/14	34 200.00	S	CL36/1AV	yes	METROFILE ZULULAND	No	No
20	ComS	D1502242	06/08/14	64 980.00	S	CL36/1av	yes	VINYL ENTERTAINMENT	No	No
21	I&TS	C1500102	14/08/14	791 162.28	S	CL36/C1(	yes	ENVIRONMENTAL SYSTEMS RESEARCH INSTITUTE SOUTH AFRICA	No	No
22	I&TS	D1502366	18/08/14	1 611.39	S	CL36/C1(	yes	ANATECH INSTRUMENTS (PTY) LTD	No	No


23	I&TS	D1502312	12/08/14	16 894.80	S	CL36I9II	yes	LABOTEC (PTY) LTD	No	No
----	------	----------	----------	-----------	---	----------	-----	-------------------	----	----

AUGUST 2014										
SUPPLY CHAIN MANAGEMENT POLICY, CLAUSE 36, DEVIATION FROM, AND RATIFICATION OF MINOR BREACHES OF, PROCUREMENT PROCESSES										
NO.	DEPT	ORDER CODE	DATE	TOTAL	BUYERS CODE	SCMP	FINALISE D	SUPPLIER	Reported in terms of 36(2)	Tabled
24	I&TS	C1500059	04/08/14	1 217 520.00	N	CL36V	yes	IQHAZA CONSULTING ENGINEERS PTY (LTD)	No	No
25	I&TS	D1509157	11/08/14	342 000.00	N	CL36V	yes	INFRAPRO SOUTH AFRICA (PTY) LTD	No	No
				R 6 084 056.32						

SEPTEMBER 2014										
SUPPLY CHAIN MANAGEMENT POLICY, CLAUSE 36, DEVIATION FROM, AND RATIFICATION OF MINOR BREACHES OF, PROCUREMENT PROCESSES										
NO.	DEPT	ORDER CODE	DATE	TOTAL	BUYERS CODE	SCMP	FINALISE D	SUPPLIER	Reported in terms of 36(2)	Tabled
1	CS	C1500177	10/09/2014	10 751.91	G	CL36(1)(a)(v)	yes	PRESTIGE CLEANING SERVICES (PTY)	No	No
2	CS	C1500177	10/09/2014	10 751.91	G	CL36(1)(a)(v)	yes	PRESTIGE CLEANING SERVICES (PTY)	No	No
3	CS	C1500177	10/09/2014	1 051.91	G	CL36(1)(a)(v)	yes	PRESTIGE CLEANING SERVICES (PTY)	No	No
4	CS	C1500179	10/09/2014	14 031.13	G	CL36(1)(a)(v)	yes	PRESTIGE CLEANING SERVICES (PTY)	No	No
5	CS	C1500179	10/09/2014	14 031.13	G	CL36(1)(a)(v)	yes	PRESTIGE CLEANING SERVICES (PTY)	No	No
6	CS	C1500179	10/09/2014	14 031.13	G	CL36(1)(a)(v)	yes	PRESTIGE CLEANING SERVICES (PTY)	No	No
7	CS	C1500188	10/09/2014	121 960.62	G	CL36(1)(a)(v)	yes	PRESTIGE CLEANING SERVICES (PTY)	No	No
8	CS	C1500188	10/09/2014	121 960.62	G	CL36(1)(a)(v)	yes	PRESTIGE CLEANING SERVICES (PTY)	No	No
9	CS	C1500188	10/09/2014	121 960.62	G	CL36(1)(a)(v)	yes	PRESTIGE CLEANING SERVICES (PTY)	No	No
10	CS	C1500178	10/09/2014	8 158.97	G	CL36(1)(a)(v)	yes	PRESTIGE CLEANING SERVICES (PTY)	No	No
11	CS	C1500178	10/09/2014	8 158.97	G	CL36(1)(a)(v)	yes	PRESTIGE CLEANING SERVICES (PTY)	No	No
12	CS	C1500178	10/09/2014	8 158.97	G	CL36(1)(a)(v)	yes	PRESTIGE CLEANING SERVICES (PTY)	No	No
13	CS	C1500186	10/09/2014	4 161.54	G	CL36(1)(a)(v)	yes	PRESTIGE CLEANING SERVICES (PTY)	No	No
14	CS	C1500186	10/09/2014	4 161.54	G	CL36(1)(a)(v)	yes	PRESTIGE CLEANING SERVICES (PTY)	No	No
15	CS	C1500186	10/09/2014	4 161.54	G	CL36(1)(a)(v)	yes	PRESTIGE CLEANING SERVICES (PTY)	No	No
16	CS	C1500187	10/09/2014	10 941.12	G	CL36(1)(a)(v)	yes	PRESTIGE CLEANING SERVICES (PTY)	No	No
17	CS	C1500187	10/09/2014	10 941.12	G	CL36(1)(a)(v)	yes	PRESTIGE CLEANING SERVICES (PTY)	No	No
18	CS	C1500187	10/09/2014	10 941.12	G	CL36(1)(a)(v)	yes	PRESTIGE CLEANING SERVICES (PTY)	No	No
19	CS	C1500253	30/09/2014	74 317.68	G	CL36(1)(a)(v)	yes	ITRON	No	No
20	CS	C1500253	30/09/2014	74 300.49	G	CL36(1)(a)(v)	yes	ITRON	No	No
21	CS	C1500253	30/09/2014	914 311.70	G	CL36(1)(a)(v)	yes	ITRON	No	No
22	CS	C1500253	30/09/2014	496 062.73	G	CL36(1)(a)(v)	yes	ITRON	No	No
23	CS	C1500253	30/09/2014	35 139.96	G	CL36(1)(a)(v)	yes	ITRON	No	No

24	CS	C1500253	30/09/2014	494 049.26	G	CL36(1)(a)(v)	yes	ITRON	No	No
SEPTEMBER 2014										
SUPPLY CHAIN MANAGEMENT POLICY, CLAUSE 36, DEVIATION FROM, AND RATIFICATION OF MINOR BREACHES OF, PROCUREMENT PROCESSES										
NO.	DEPT	ORDER CODE	DATE	TOTAL	BUYERS CODE	SCMP	FINALISE D	SUPPLIER	Reported in terms of 36(2)	Tabled
25	CS	C1500253	30/09/2014	153 150.10	G	CL36(1)(a)(v)	yes	ITRON	No	No
26	CS	C1500253	30/09/2014	152 958.45	G	CL36(1)(a)(v)	yes	ITRON	No	No
27	CS	C1500253	30/09/2014	102 068.72	G	CL36(1)(a)(v)	yes	ITRON	No	No
28	CS	C1500253	30/09/2014	101 671.11	G	CL36(1)(a)(v)	yes	ITRON	No	No
29	CS	C1500253	30/09/2014	78 097.68	G	CL36(1)(a)(v)	yes	ITRON	No	No
30	CS	C1500253	30/09/2014	78 080.49	G	CL36(1)(a)(v)	yes	ITRON	No	No
31	CS	C1500253	30/09/2014	918 091.70	G	CL36(1)(a)(v)	yes	ITRON	No	No
32	CS	C1500253	30/09/2014	440 706.73	G	CL36(1)(a)(v)	yes	ITRON	No	No
33	MM	C1500247	23/09/2014	31 049.28	G	CL36(1)(a)(v)	yes	MEVAMHLOPE COMMUNICATIONS	No	No
34	MM	C1500247	23/09/2014	34 876.07	G	CL36(1)(a)(v)	yes	MEVAMHLOPE COMMUNICATIONS	No	No
				<b>R 4 679 248.02</b>						

BANK ACCOUNT WITHDRAWALS NOT IN TERMS OF AN APPROVED BUDGET				
 national treasury REPUBLIC OF SOUTH AFRICA		Municipal Finance Management Act section 11(4) Consolidated Quarterly Report for period 01/07/2014 TO 30/09/2014		
				
Date	Payee	Amount in R	Description and Purpose (including section reference e.g. sec 11(f))	Authorised by (name)
030/039/12	Council General Expenditure - Youth Council Allowances	779.19	Payment for subsistence and travelling for Nzuza GM to attend the National Youth Consultative Forum <b>(Section 11 (1) (c ))</b>	Council in terms of Quarterly Financial report for the quarter ended 30 September 2014 (RPT 156931)
006/044/01	Traffic - Outsourcing	1 192 650.00	Payment to Traffic Management Technologies <b>(Section 11 (1) (c ))</b>	Council in terms of Quarterly Financial report for the quarter ended 30 September 2014 (RPT 156931)
054/060/0	Electricity Administration - Entertainment	14 392.00	Payment to Fafusi General Trading for catering for the Project Management Forum meeting <b>(Section 11 (1) (c ))</b>	Council in terms of Quarterly Financial report for the quarter ended 30 September 2014 (RPT 156931)
065/060/02	Project Management Services - Entertainment	13 153.01	Payment to Protea Hotel for strategic session <b>(Section 11 (1) (c ))</b>	Council in terms of Quarterly Financial report for the quarter ended 30 September 2014 (RPT 156931)
018/060/04	Parks, Sport and Recreation - Entertainment	1 095.49	Payment to CCW Catering for bottled water for the IERM Convention <b>(Section 11 (1) (c ))</b>	Council in terms of Quarterly Financial report for the quarter ended 30 September 2014 (RPT 156931)
030/060/37	Council General Expenditure - Entertainment - Batho Pele Session	75 605.84	Payment to various suppliers for the Batho Pele Session, over expenditure approved by MM <b>(Section 11 (1) (c ))</b>	Council in terms of Quarterly Financial report for the quarter ended 30 September 2014 (RPT 156931)
028/138/0	Human Settlements - Rent of Equipment	995.54	IP Phones for Human Settlement over expenditure approved by MM <b>(Section 11 (1) (c ))</b>	Council in terms of Quarterly Financial report for the quarter ended 30 September 2014 (RPT 156931)
028/150/01	Human Settlements - Security	35 970.20	Payment to Makheda Business Projects for security at eSikhaleni Hostels <b>(Section 11 (1) (c ))</b>	Council in terms of Quarterly Financial report for the quarter ended 30 September 2014 (RPT 156931)
030/161/01	Council General Expenditure - Marketing and Social Projects - Batho Pele Committee	9 989.00	Payment for T Shirts for the Batho Pele Committee <b>(Section 11 (1) (c ))</b>	Council in terms of Quarterly Financial report for the quarter ended 30 September 2014 (RPT 156931)
010/164/0	Security Management - Subsistence and Travelling	25 525.46	Payment to Grindrod Travel for various employees <b>(Section 11 (1) (c ))</b>	Council in terms of Quarterly Financial report for the quarter ended 30 September 2014 (RPT 156931)
030/164/14	Council General Expenditure - Subsistence and Travelling - Youth Council	9 089.86	Payment to Grindrod Travel for airfare for Z Buthelezi and Avis Rent a Car for car hire for GM Nzuza <b>(Section 11 (1) (c ))</b>	Council in terms of Quarterly Financial report for the quarter ended 30 September 2014 (RPT 156931)
010/170/0	Security Management - Telephone	99.52	Telephone costs for August and Septemer <b>(Section 11 (1) (c ))</b>	Council in terms of Quarterly Financial report for the quarter ended 30 September 2014 (RPT 156931)
260/532/06	Water Distribution - Structural Upgrade Rural Water and Sanitation	928 751.22	Payment to various contractors for the Structural upgrade of Rural Water and Sanitation <b>(Section 11 (1) (c ))</b>	Council in terms of Quarterly Financial report for the quarter ended 30 September 2014 (RPT 156931)
282/536/86	IT Services - Laptops and IT equipment for Project Management Services	136 795.94	Payment to EOH Mthombo (Pty) Ltd for Laptops and IT equipment for PMS section <b>(Section 11 (1) (c ))</b>	Council in terms of Quarterly Financial report for the quarter ended 30 September 2014 (RPT 156931)
287/544/0	Sewerage Pumpstation - Office Furniture	2 545.00	Payment to Waltons Stationery for a High Back Chair <b>(Section 11 (1) (c ))</b>	Council in terms of Quarterly Financial report for the quarter ended 30 September 2014 (RPT 156931)
287/632/04	Sewerage Pumpstation - MS 10 Double Pump Plus Additional pump	177 154.47	Payment to NKZ Projects (Pty) Ltd for tender 8/2/1/855B <b>(Section 11 (1) (c ))</b>	Council in terms of Quarterly Financial report for the quarter ended 30 September 2014 (RPT 156931)
		2 624 591.74		

BANK ACCOUNT WITHDRAWALS NOT IN TERMS OF AN APPROVED BUDGET				
		<b>Municipal Finance Management Act section 11(4)</b> <i>Consolidated Quarterly Report for period 01/07/2014 TO 30/09/2014</i>		
Date	Payee	Amount in R	Description and Purpose (including section reference e.g. sec 11(f))	Authorised by (name)
07/2014 to 09/2014	Hammond Pole Inc	4 617.29	Paid in error. Refund of moneys incorrectly paid into bank account <b>(Section 11 (1) (f))</b>	Council in terms of Quarterly Financial report for the quarter ended 30 September 2014 (RPT 156931)
07/2014 to 09/2014	Alliance Civils	3 306.00	Paid in error. Refund of moneys incorrectly paid into bank account <b>(Section 11 (1) (f))</b>	Council in terms of Quarterly Financial report for the quarter ended 30 September 2014 (RPT 156931)
07/2014 to 09/2014	Value Brake and Clutch Distributors	873.04	Paid in error. Refund of moneys incorrectly paid into bank account <b>(Section 11 (1) (f))</b>	Council in terms of Quarterly Financial report for the quarter ended 30 September 2014 (RPT 156931)
07/2014 to 09/2014	BITFLO Chemicals	1 081.72	Paid in error. Refund of moneys incorrectly paid into bank account <b>(Section 11 (1) (f))</b>	Council in terms of Quarterly Financial report for the quarter ended 30 September 2014 (RPT 156931)
07/2014 to 09/2014	N P Shange	1 000.00	Paid in error. Refund of moneys incorrectly paid into bank account <b>(Section 11 (1) (f))</b>	Council in terms of Quarterly Financial report for the quarter ended 30 September 2014 (RPT 156931)
07/2014 to 09/2014	Afrostructures	13 468.00	Paid in error. Refund of moneys incorrectly paid into bank account <b>(Section 11 (1) (f))</b>	Council in terms of Quarterly Financial report for the quarter ended 30 September 2014 (RPT 156931)
07/2014 to 09/2014	A C De Clerk	500.00	Paid in error. Refund of moneys incorrectly paid into bank account <b>(Section 11 (1) (f))</b>	Council in terms of Quarterly Financial report for the quarter ended 30 September 2014 (RPT 156931)
		<b>24 846.05</b>		
07/2014 to 09/2014	Various	<b>1 528 671.02</b>	Refund of guarantees sureties and security deposits <b>(Section 11 (1) (g))</b>	Council in terms of Quarterly Financial report for the quarter ended 30 September 2014 (RPT 156931)